



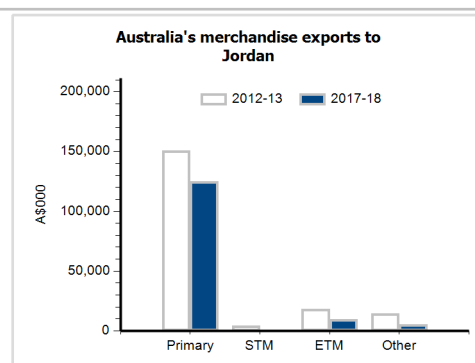
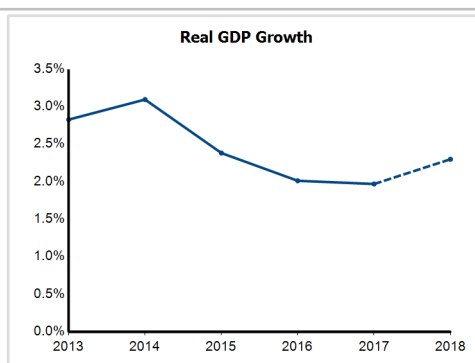
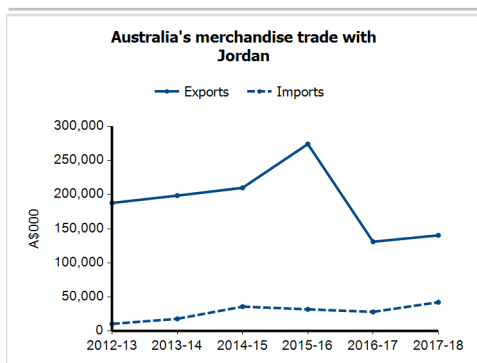
General information

Capital:	Amman
Land area:	88,780 sq km
Official language(s):	Arabic
Population:	9.7 million (2017)
Currency:	Jordan dinar

Head of State	His Majesty King Abdullah II Ibn Al Hussein
Head of Government	Prime Minister HE Dr Omar Razzaz

Economic indicators (a)

	2013	2014	2015	2016	2017	2018
GDP (US\$b) (current prices)	33.6	35.9	37.6	38.7	40.1	41.9
GDP per capita (US\$)	3,998.5	4,072.7	4,101.9	4,093.7	4,135.6	4,227.5
GDP PPP (Int'l \$b)	76.4	80.3	83.1	85.7	89.0	93.2
GDP per capita PPP (Int'l \$)	9,081.2	9,110.9	9,067.5	9,057.9	9,172.8	9,406.4
Real GDP growth (% change yoy)	2.8	3.1	2.4	2.0	2.0	2.3
Current account balance (US\$b)	-3.5	-2.6	-3.4	-3.7	-4.3	-4.0
Current account balance (% GDP)	-10.4	-7.3	-9.1	-9.5	-10.6	-9.6
Inflation (% change yoy)	4.8	2.9	-0.9	-0.8	3.3	4.5
Unemployment (% labour force)	12.6	11.9	13.1	15.3	18.3	na



Australia's trade and investment relationship with Jordan (b)

Australian merchandise trade with Jordan, 2017-18 (A\$000)

Exports to Jordan	140,263
Imports from Jordan	42,093
Total merchandise trade (exports + imports)	182,355

	Total share	Rank	Growth (yoy)
Exports to Jordan	0.0%	57th	7.2%
Imports from Jordan	0.0%	80th	50.8%
Total merchandise trade (exports + imports)	0.0%	73rd	14.8%

Major Australian exports, 2017-18 (A\$000)

Meat (excl beef), f.c.f.	92,924
Vegetables, f.c.f.	11,119
Live animals (excl seafood)	8,208
Beef, f.c.f.	7,551

Major Australian imports, 2017-18 (A\$000)

Fertilisers (excl crude)	21,686
Salts of inorganic acids & metals	7,320
Other textile clothing	5,949
Men's clothing, knitted	1,929

Australia's trade in services with Jordan, 2017-18 (A\$m)

Exports of services to Jordan	35
Imports of services from Jordan	40

	Total share	Rank	Growth (yoy)
Exports of services to Jordan	0.0%	84th	0.0%
Imports of services from Jordan	0.0%	78th	14.3%

Australia's investment relationship with Jordan, 2017 (A\$m)

Australia's investment in Jordan	np
Jordan's investment in Australia	np

	Total	FDI
Australia's investment in Jordan	10	np
Jordan's investment in Australia	np	np

Jordan's global merchandise trade relationships

Jordan's principal export destinations, 2017

1 United States	21.5%
2 Saudi Arabia	11.3%
3 Iraq	7.3%
52 Australia	0.1%

Jordan's principal import sources, 2017

1 China	13.5%
2 Saudi Arabia	13.5%
3 United States	9.8%
30 Australia	0.6%