



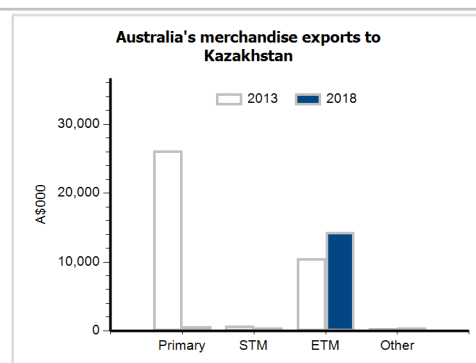
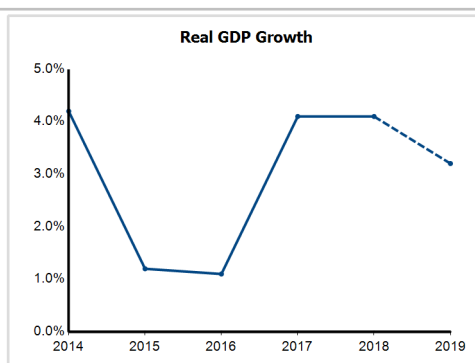
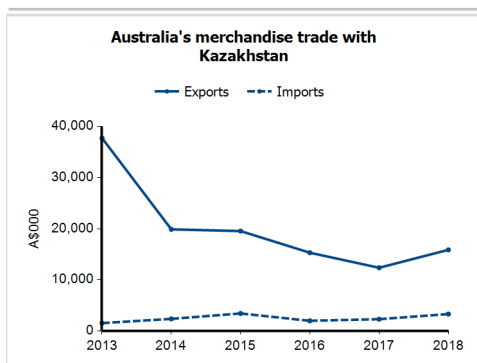
## General information

<b>Capital:</b>	Astana
<b>Land area:</b>	2,699,700 sq km
<b>Official language(s):</b>	Kazakh, Russian
<b>Population:</b>	18.5 million (2018)
<b>Currency:</b>	Tenge

<b>Head of State</b>	President HE Mr Kassym-Jomart Tokayev
<b>Head of Government</b>	Prime Minister HE Mr Askar Mamin

## Economic indicators (a)

	2014	2015	2016	2017	2018	2019
<b>GDP (US\$b) (current prices)</b>	221.4	184.4	137.3	162.9	170.5	164.2
<b>GDP per capita (US\$)</b>	12,712.1	10,434.8	7,658.5	8,953.5	9,237.0	8,763.9
<b>GDP PPP (Int'l \$b)</b>	430.9	440.7	450.5	477.8	508.6	534.3
<b>GDP per capita PPP (Int'l \$)</b>	24,739.2	24,941.7	25,127.7	26,265.4	27,549.8	28,514.7
<b>Real GDP growth (% change yoy)</b>	4.2	1.2	1.1	4.1	4.1	3.2
<b>Current account balance (US\$b)</b>	6.1	-5.1	-8.9	-5.4	1.0	0.2
<b>Current account balance (% GDP)</b>	2.8	-2.8	-6.5	-3.3	0.6	0.1
<b>Inflation (% change yoy)</b>	6.7	6.7	14.6	7.4	6.0	5.5
<b>Unemployment (% labour force)</b>	5.0	5.1	5.0	5.0	5.0	5.0



## Australia's trade and investment relationship with Kazakhstan (b)

Australian merchandise trade with Kazakhstan, 2018 (A\$000)	Total share	Rank	Growth (yoy)	
Exports to Kazakhstan	15,864	0.0%	106th	28.4%
Imports from Kazakhstan	3,299	0.0%	131st	43.6%
Total merchandise trade (exports + imports)	19,163	0.0%	129th	30.8%

### Major Australian exports, 2018 (A\$000)

Specialised machinery & parts	2,387
Vehicle parts & accessories	1,302
Mechanical handling equip & parts	1,227
Non-electrical machinery & parts	975

### Major Australian imports, 2018 (A\$000)

Pig-iron	2,730
Inorganic chemical elements	351
Copper	172
Pumps (excl liquid pumps) & parts	17

### Australia's trade in services with Kazakhstan, 2018 (A\$m)

	Total share	Rank	Growth (yoy)	
Exports of services to Kazakhstan	22	0.0%	94th	15.8%
Imports of services from Kazakhstan	10	0.0%	119th	-23.1%

### Australia's investment relationship with Kazakhstan, 2018 (A\$m)

	Total	FDI
Australia's investment in Kazakhstan	81	np
Kazakhstan's investment in Australia	24	0

## Kazakhstan's global merchandise trade relationships

### Kazakhstan's principal export destinations, 2018

1 Italy	19.3%
2 China	10.3%
3 The Netherlands	10.2%
65 Australia	0.0%

### Kazakhstan's principal import sources, 2018

1 Russian Federation	38.1%
2 China	16.5%
3 Germany	5.1%
51 Australia	0.1%