



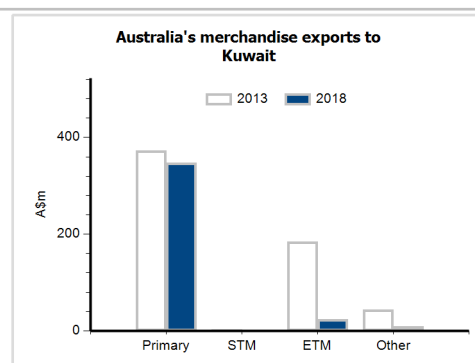
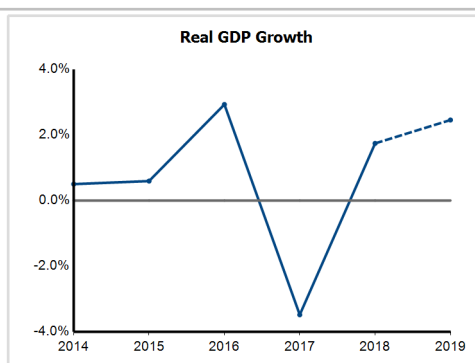
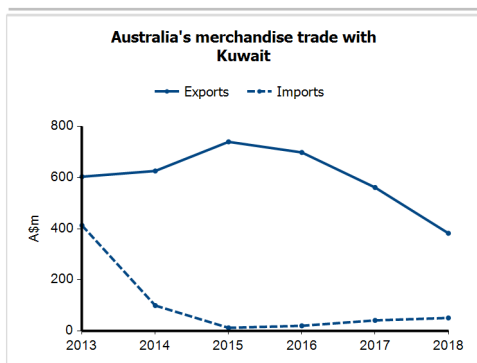
General information

Capital:	Kuwait City
Land area:	17,820 sq km
Official language(s):	Arabic
Population:	4.6 million (2018)
Currency:	Kuwaiti dinar

Head of State	Emir HH Sheikh Sabah Al-Ahmed Al-Jaber Al-Sabah
Head of Government	Prime Minister HH Sheikh Jaber Al-Mubarak Al-Hamad Al-Sabah

Economic indicators (a)

	2014	2015	2016	2017	2018	2019
GDP (US\$b) (current prices)	162.7	114.6	109.4	119.5	141.1	136.9
GDP per capita (US\$)	40,278.0	27,398.1	25,267.1	26,863.3	30,839.2	29,128.5
GDP PPP (Int'l \$b)	283.1	287.8	299.5	294.6	306.4	319.5
GDP per capita PPP (Int'l \$)	70,087.4	68,809.3	69,182.2	66,197.5	67,000.2	67,969.4
Real GDP growth (% change yoy)	0.5	0.6	2.9	-3.5	1.7	2.5
Current account balance (US\$b)	54.4	4.0	-5.1	7.1	18.0	10.2
Current account balance (% GDP)	33.4	3.5	-4.6	5.9	12.7	7.4
Inflation (% change yoy)	3.1	3.7	3.5	1.5	0.7	2.5
Unemployment (% labour force)	1.7	1.3	1.3	1.3	1.3	1.3



Australia's trade and investment relationship with Kuwait (b)

Australian merchandise trade with Kuwait, 2018 (A\$m)

Exports to Kuwait	382
Imports from Kuwait	51
Total merchandise trade (exports + imports)	433

	Total share	Rank	Growth (yoy)
Exports to Kuwait	0.1%	44th	-31.9%
Imports from Kuwait	0.0%	80th	23.3%
Total merchandise trade (exports + imports)	0.1%	62nd	-28.1%

Major Australian exports, 2018 (A\$m)

Wheat	126
Meat (excl beef), f.c.f.	88
Live animals (excl seafood)	35
Ferrous waste & scrap	27

Major Australian imports, 2018 (A\$m)

Fertilisers (excl crude)	50
--------------------------	----

Australia's trade in services with Kuwait, 2018 (A\$m)

Exports of services to Kuwait	55
Imports of services from Kuwait	165

	Total share	Rank	Growth (yoy)
Exports of services to Kuwait	0.1%	72nd	-20.3%
Imports of services from Kuwait	0.2%	49th	146.3%

Australia's investment relationship with Kuwait, 2018 (A\$m)

Australia's investment in Kuwait	82
Kuwait's investment in Australia	10,744

	Total	FDI
Australia's investment in Kuwait	82	np
Kuwait's investment in Australia	10,744	np

Kuwait's global merchandise trade relationships

Kuwait's principal export destinations, 2018

1 China	22.3%
2 Republic of Korea	18.5%
3 India	11.4%
40 Australia	0.1%

Kuwait's principal import sources, 2018

1 China	17.5%
2 United Arab Emirates	7.8%
3 Japan	6.6%
18 Australia	1.1%