

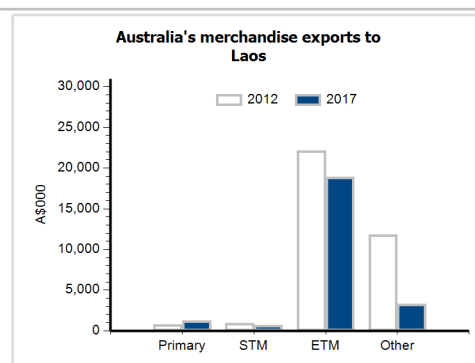
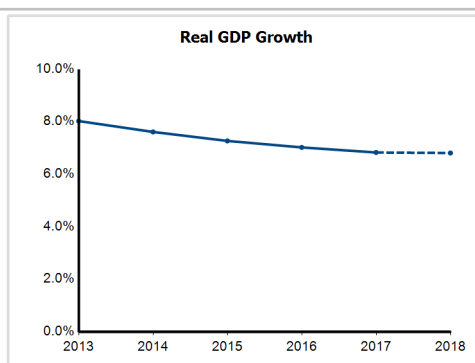
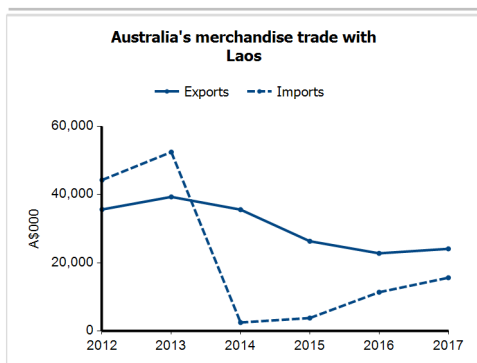
General information

Capital:	Vientiane
Land area:	230,800 sq km
Official language(s):	Lao
Population:	6.7 million (2017)
Currency:	Kip

Head of State	President HE Mr Bounnhang Vorachit
Head of Government	Prime Minister HE Dr Thongloun Sisoulith

Economic indicators (a)

	2013	2014	2015	2016	2017	2018
GDP (US\$b) (current prices)	12.0	13.3	14.4	15.9	17.0	18.3
GDP per capita (US\$)	1,900.0	2,075.1	2,212.4	2,416.9	2,542.5	2,705.9
GDP PPP (Int'l \$b)	35.1	38.5	41.7	45.2	49.2	53.8
GDP per capita PPP (Int'l \$)	5,576.6	6,022.0	6,430.2	6,870.6	7,365.9	7,932.0
Real GDP growth (% change yoy)	8.0	7.6	7.3	7.0	6.8	6.8
Current account balance (US\$b)	-3.4	-2.7	-2.6	-1.9	-2.2	-2.7
Current account balance (% GDP)	-28.4	-20.0	-18.0	-12.0	-13.0	-14.9
Inflation (% change yoy)	6.4	4.1	1.3	1.6	0.8	2.3
Unemployment (% labour force)	0.7	0.7	0.6	0.7	0.7	na



Australia's trade and investment relationship with Laos (b)

Australian merchandise trade with Laos, 2017 (A\$000)

Exports to Laos	24,092
Imports from Laos	15,610
Total merchandise trade (exports + imports)	39,702

	Total share	Rank	Growth (yoy)
Exports to Laos	0.0%	93rd	5.8%
Imports from Laos	0.0%	107th	37.5%
Total merchandise trade (exports + imports)	0.0%	102nd	16.4%

Major Australian exports, 2017 (A\$000)

Pumps for liquids & parts	3,501
Specialised machinery & parts	1,963
Taps, cocks & valves	1,709
Measuring & analysing instruments	1,557

Major Australian imports, 2017 (A\$000)

Telecom equipment & parts	12,137
Jewellery	1,027
Men's clothing (excl knitted)	520
Footwear	418

*Includes \$3m of confidential items & special transactions, 14% of total exports.

Australia's trade in services with Laos, 2017 (A\$m)

Exports of services to Laos	38
Imports of services from Laos	42

	Total share	Rank	Growth (yoy)
Exports of services to Laos	0.0%	81st	22.6%
Imports of services from Laos	0.0%	81st	44.8%

Australia's investment relationship with Laos, 2017 (A\$m)

Australia's investment in Laos	np
Laos' investment in Australia	np

	Total	FDI
Australia's investment in Laos	np	np
Laos' investment in Australia	np	np

Laos' global merchandise trade relationships

Laos' principal export destinations, 2017

1 Thailand	42.6%
2 China	28.6%
3 Vietnam	10.4%
20 Australia	0.2%

Laos' principal import sources, 2017

1 Thailand	59.1%
2 China	21.5%
3 Vietnam	9.8%
14 Australia	0.3%