



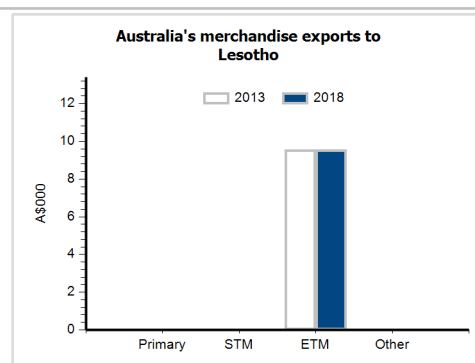
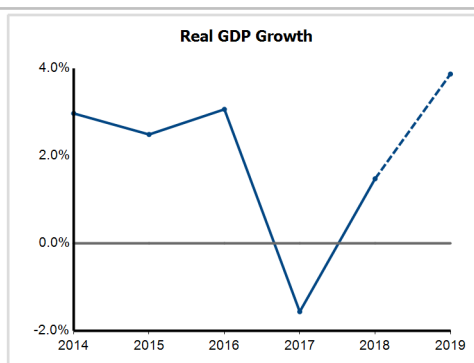
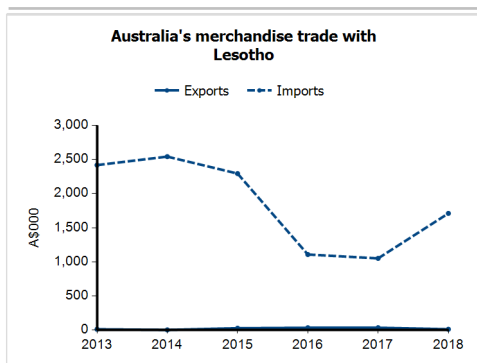
General information

Capital:	Maseru
Land area:	30,360 sq km
Official language(s):	Sesotho, English
Population:	2.0 million (2018)
Currency:	Loti

Head of State	HM King Letsie III
Head of Government	Prime Minister HE The Right Honourable Dr Thomas Motsoahae Thabane

Economic indicators (a)

	2014	2015	2016	2017	2018	2019
GDP (US\$b) (current prices)	2.6	2.4	2.4	2.7	2.8	2.8
GDP per capita (US\$)	1,336.4	1,179.1	1,216.6	1,352.7	1,357.8	1,372.5
GDP PPP (Int'l \$b)	6.1	6.4	6.6	6.7	6.9	7.3
GDP per capita PPP (Int'l \$)	3,104.5	3,194.1	3,305.6	3,293.5	3,394.5	3,564.4
Real GDP growth (% change yoy)	3.0	2.5	3.1	-1.6	1.5	3.9
Current account balance (US\$b)	-0.1	-0.1	-0.2	-0.1	-0.2	-0.4
Current account balance (% GDP)	-4.8	-3.9	-8.4	-4.6	-5.8	-12.6
Inflation (% change yoy)	4.6	4.3	6.2	4.5	5.2	5.4
Unemployment (% labour force)	24.8	27.0	27.8	27.2	28.5	na



Australia's trade and investment relationship with Lesotho (b)

Australian merchandise trade with Lesotho, 2018 (A\$000)

		Total share	Rank	Growth (yoy)
Exports to Lesotho	10	0.0%	214th	-70.6%
Imports from Lesotho	1,710	0.0%	145th	62.9%
Total merchandise trade (exports + imports)	1,720	0.0%	187th	58.9%

Major Australian exports, 2018 (A\$000)

Vehicle parts & accessories	10
-----------------------------	----

Major Australian imports, 2018 (A\$000)

Men's clothing (excl knitted)	1,422
Other textile clothing	102
Men's clothing, knitted	70
Crude vegetable matter, nes	66

Australia's trade in services with Lesotho, 2018 (A\$m)

		Total share	Rank	Growth (yoy)
Exports of services to Lesotho	1	0.0%	160th	0.0%
Imports of services from Lesotho	0	0.0%

Australia's investment relationship with Lesotho, 2018 (A\$m)

	Total	FDI
Australia's investment in Lesotho	np	np
Lesotho's investment in Australia	0	0

Lesotho's global merchandise trade relationships

Lesotho's principal export destinations, 2018

1 South Africa	39.9%
2 Belgium	33.6%
3 United States	24.5%
9 Australia	0.1%

Lesotho's principal import sources, 2018

1 South Africa	83.1%
2 China	4.4%
3 Taiwan	4.1%
43 Australia	0.0%