



General information

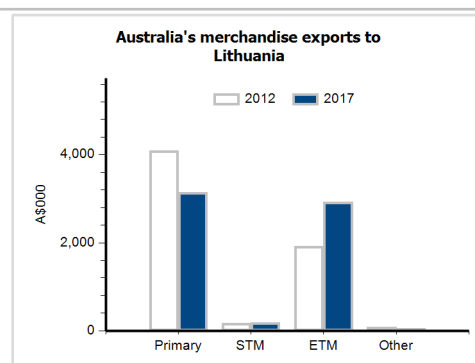
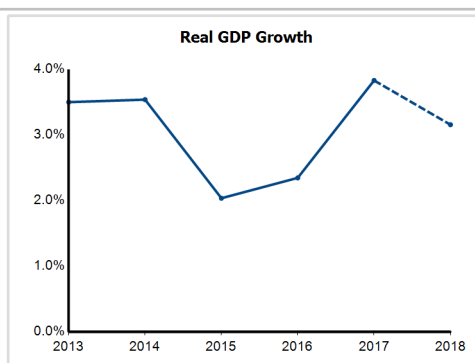
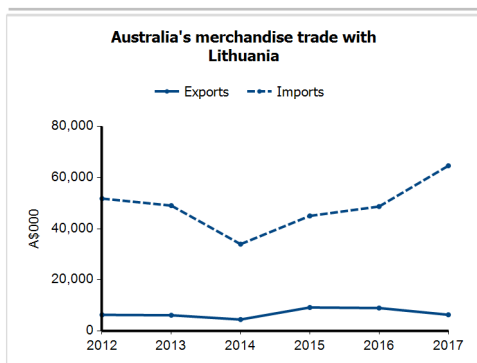
Fact sheets are updated biannually; June and December

Capital:	Vilnius
Land area:	62,674 sq km
Official language(s):	Lithuanian
Population:	2.8 million (2017)
Currency:	Euro

Head of State
President HE Ms Dalia Grybauskaitė
Head of Government
Prime Minister Mr Saulius Skvernelis

Economic indicators (a)

	2013	2014	2015	2016	2017	2018
GDP (US\$b) (current prices)	46.4	48.6	41.5	42.8	47.3	54.4
GDP per capita (US\$)	15,695.7	16,584.7	14,296.3	14,918.8	16,730.2	19,534.0
GDP PPP (Int'l \$b)	76.6	80.7	83.3	86.3	91.2	96.3
GDP per capita PPP (Int'l \$)	25,903.8	27,537.3	28,670.6	30,097.3	32,298.9	34,596.3
Real GDP growth (% change yoy)	3.5	3.5	2.0	2.3	3.8	3.2
Current account balance (US\$b)	0.4	1.5	-1.2	-0.5	0.5	-0.1
Current account balance (% GDP)	0.8	3.2	-2.8	-1.1	1.0	-0.1
Inflation (% change yoy)	1.2	0.2	-0.7	0.7	3.7	2.2
Unemployment (% labour force)	11.8	10.7	9.1	7.9	7.1	6.9



Australia's trade and investment relationship with Lithuania (b)

Australian merchandise trade with Lithuania, 2017 (A\$000)

Exports to Lithuania	6,305
Imports from Lithuania	64,640
Total merchandise trade (exports + imports)	70,945

	Total share	Rank	Growth (yoy)
Exports to Lithuania	0.0%	126th	-29.5%
Imports from Lithuania	0.0%	68th	32.8%
Total merchandise trade (exports + imports)	0.0%	89th	23.1%

Major Australian exports, 2017 (A\$000)

Animal feed	1,992
Electrical circuits equipment	646
Wool & other animal hair (incl tops)	535
Alcoholic beverages	515

Major Australian imports, 2017 (A\$000)

Wood, simply worked	10,358
Fertilisers (excl crude)	8,401
Furniture, mattresses & cushions	5,099
Electrical distributing equipment	3,753

Australia's trade in services with Lithuania, 2017 (A\$m)

Exports of services to Lithuania	28
Imports of services from Lithuania	3

	Total share	Rank	Growth (yoy)
Exports of services to Lithuania	0.0%	89th	12.0%
Imports of services from Lithuania	0.0%	144th	0.0%

Australia's investment relationship with Lithuania, 2017 (A\$m)

Australia's investment in Lithuania	2
Lithuania's investment in Australia	0

	Total	FDI
Australia's investment in Lithuania	2	0
Lithuania's investment in Australia	0	np

Lithuania's global merchandise trade relationships

Lithuania's principal export destinations, 2017

1 Russian Federation	14.9%
2 Latvia	9.9%
3 Poland	8.1%
44 Australia	0.2%

Lithuania's principal import sources, 2017

1 Russian Federation	13.0%
2 Germany	12.3%
3 Poland	10.6%
75 Australia	0.0%