



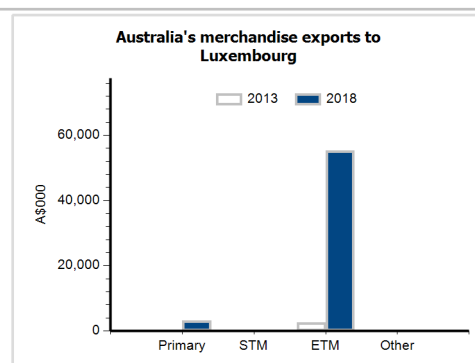
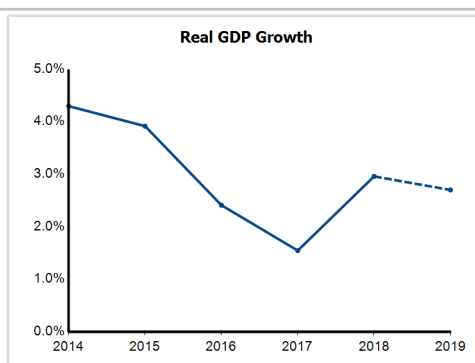
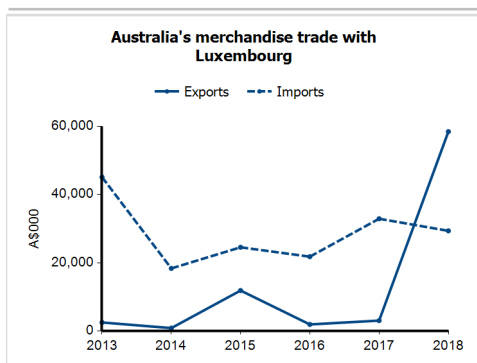
General information

Capital:	Luxembourg
Land area:	2,590 sq km
Official language(s):	French, German, Luxembourgish
Population:	602,000 (2018)
Currency:	Euro

Head of State	HRH The Grand Duke Henri of Luxembourg
Head of Government	Prime Minister HE Mr Xavier Bettel

Economic indicators (a)

	2014	2015	2016	2017	2018	2019
GDP (US\$b) (current prices)	66.2	57.2	59.0	62.4	68.8	69.6
GDP per capita (US\$)	120,449.6	101,665.0	102,361.0	105,713.0	114,234.2	112,846.5
GDP PPP (Int'l \$b)	54.2	57.0	59.0	61.0	64.2	67.1
GDP per capita PPP (Int'l \$)	98,653.5	101,169.2	102,325.4	103,297.9	106,704.9	108,812.5
Real GDP growth (% change yoy)	4.3	3.9	2.4	1.5	3.0	2.7
Current account balance (US\$b)	3.4	2.9	3.0	3.1	3.6	3.5
Current account balance (% GDP)	5.2	5.1	5.1	4.9	5.2	5.0
Inflation (% change yoy)	0.7	0.1	0.0	2.1	2.0	1.6
Unemployment (% labour force)	7.1	6.8	6.3	5.8	5.0	5.0



Australia's trade and investment relationship with Luxembourg (b)

Australian merchandise trade with Luxembourg, 2018 (A\$000)	Total share	Rank	Growth (yoy)
Exports to Luxembourg	0.0%	72nd	..
Imports from Luxembourg	0.0%	91st	-10.8%
Total merchandise trade (exports + imports)	0.0%	87th	144.4%

Major Australian exports, 2018 (A\$000)

Internal combustion piston engines	53,626
Non-ferrous waste & scrap	1,990
Live animals (excl seafood)	1,088
Measuring & analysing instruments	490

Major Australian imports, 2018 (A\$000)

Rubber tyres, treads & tubes	4,527
Soap & cleansers	4,300
Rails of iron or steel	3,054
Measuring & analysing instruments	2,473

Australia's trade in services with Luxembourg, 2018 (A\$m)

	Total share	Rank	Growth (yoy)
Exports of services to Luxembourg	0.1%	70th	31.8%
Imports of services from Luxembourg	0.3%	37th	28.9%

Australia's investment relationship with Luxembourg, 2018 (A\$m)

	Total	FDI
Australia's investment in Luxembourg	21,105	np
Luxembourg's investment in Australia	78,439	8,918

Luxembourg's global merchandise trade relationships

Luxembourg's principal export destinations, 2018

1 Germany	26.4%
2 France	14.6%
3 Belgium	11.7%
42 Australia	0.1%

Luxembourg's principal import sources, 2018

1 Belgium	25.6%
2 Germany	23.5%
3 France	12.4%
52 Australia	0.0%