



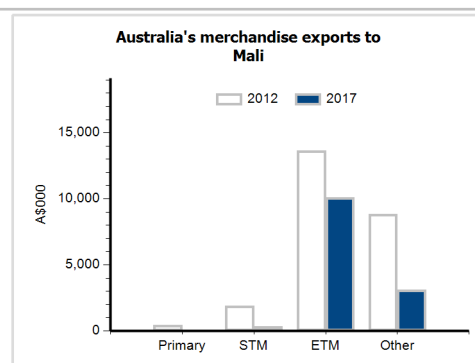
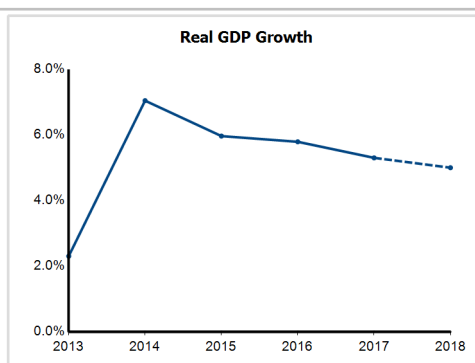
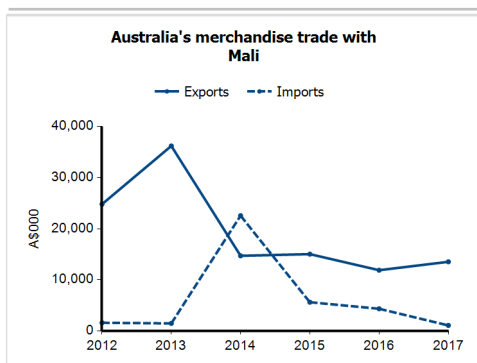
## General information

<b>Capital:</b>	Bamako
<b>Land area:</b>	1,220,190 sq km
<b>Official language(s):</b>	French
<b>Population:</b>	18.9 million (2017)
<b>Currency:</b>	CFA franc

<b>Head of State</b>	President HE Mr Ibrahim Boubacar Keïta
<b>Head of Government</b>	Prime Minister HE Soumeylou Boubèye Maïga

## Economic indicators (a)

	2013	2014	2015	2016	2017	2018
<b>GDP (US\$b) (current prices)</b>	13.3	14.4	13.1	14.0	15.3	17.9
<b>GDP per capita (US\$)</b>	798.6	840.8	740.4	767.6	810.8	917.5
<b>GDP PPP (Int'l \$b)</b>	30.6	33.3	35.7	38.2	41.0	44.0
<b>GDP per capita PPP (Int'l \$)</b>	1,843.5	1,944.6	2,016.5	2,091.3	2,170.1	2,255.9
<b>Real GDP growth (% change yoy)</b>	2.3	7.0	6.0	5.8	5.3	5.0
<b>Current account balance (US\$b)</b>	-0.4	-0.7	-0.7	-1.0	-1.0	-1.2
<b>Current account balance (% GDP)</b>	-2.9	-4.7	-5.3	-7.2	-6.2	-6.9
<b>Inflation (% change yoy)</b>	-0.6	0.9	1.4	-1.8	1.8	1.4
<b>Unemployment (% labour force)</b>	7.3	6.4	7.7	7.8	7.9	na



## Australia's trade and investment relationship with Mali (b)

### Australian merchandise trade with Mali, 2017 (A\$000)

Exports to Mali	13,525
Imports from Mali	1,074
Total merchandise trade (exports + imports)	14,599

	Total share	Rank	Growth (yoy)
Exports to Mali	0.0%	106th	13.9%
Imports from Mali	0.0%	153rd	-75.2%
Total merchandise trade (exports + imports)	0.0%	138th	-9.9%

### Major Australian exports, 2017 (A\$000)

Civil engineering equipment & parts	3,300
Pumps for liquids & parts	1,089
Telecom equipment & parts	957
Specialised machinery & parts	751

### Major Australian imports, 2017 (A\$000)

Fruit, prepared or preserved	347
Medicaments (incl veterinary)	314
Electronic integrated circuits	226
Wood manufactures, nes	48

\*Includes \$3m of confidential items & special transactions, 23% of total exports.

### Australia's trade in services with Mali, 2017 (A\$m)

Exports of services to Mali	7
Imports of services from Mali	3

	Total share	Rank	Growth (yoy)
Exports of services to Mali	0.0%	118th	-36.4%
Imports of services from Mali	0.0%	144th	-25.0%

### Australia's investment relationship with Mali, 2017 (A\$m)

Australia's investment in Mali	np
Mali's investment in Australia	np

	Total	FDI
Australia's investment in Mali	np	np
Mali's investment in Australia	np	np

## Mali's global merchandise trade relationships

### Mali's principal export destinations, 2017

1 Switzerland	31.8%
2 United Arab Emirates	15.4%
3 Burkina Faso	7.8%
32 Australia	0.1%

### Mali's principal import sources, 2017

1 Senegal	26.0%
2 China	13.0%
3 Côte d'Ivoire	8.7%
18 Australia	0.9%