



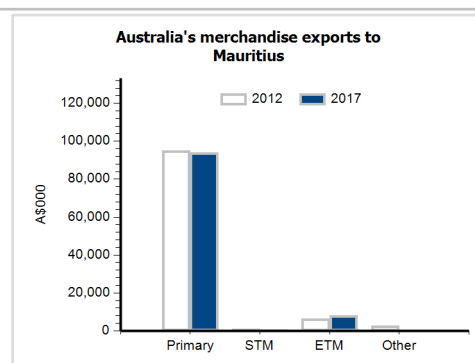
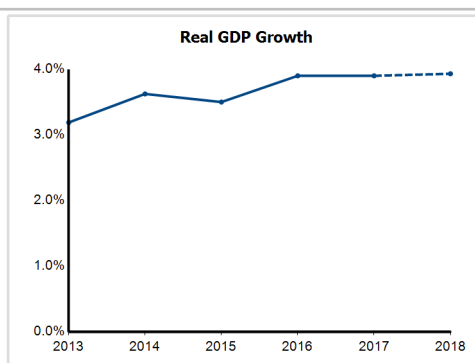
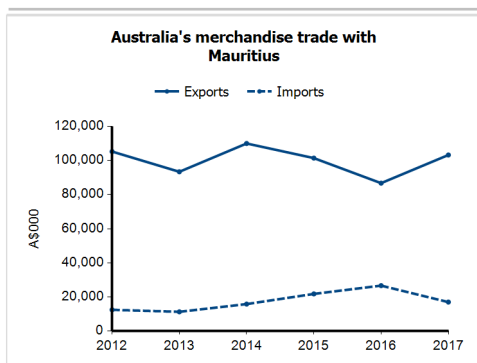
General information

Capital:	Port Louis
Land area:	2,030 sq km
Official language(s):	English
Population:	1.3 million (2017)
Currency:	Mauritius rupee

Head of State	President HE Mr Paramasivum Pillay Vyapoory
Head of Government	Prime Minister Pravind Kumar Jugnauth

Economic indicators (a)

	2013	2014	2015	2016	2017	2018
GDP (US\$b) (current prices)	11.9	12.6	11.5	12.2	12.4	13.3
GDP per capita (US\$)	9,479.9	10,000.7	9,115.0	9,613.5	9,794.1	10,437.1
GDP PPP (Int'l \$b)	22.4	23.6	24.7	26.0	27.5	29.2
GDP per capita PPP (Int'l \$)	17,762.0	18,698.0	19,536.7	20,542.0	21,640.3	22,909.9
Real GDP growth (% change yoy)	3.2	3.6	3.5	3.9	3.9	3.9
Current account balance (US\$b)	-0.8	-0.7	-0.6	-0.5	-0.7	-1.0
Current account balance (% GDP)	-6.3	-5.7	-4.9	-4.4	-6.0	-7.4
Inflation (% change yoy)	3.5	3.2	1.3	1.0	3.7	5.1
Unemployment (% labour force)	8.0	7.8	7.9	7.3	6.9	6.6



Australia's trade and investment relationship with Mauritius (b)

Australian merchandise trade with Mauritius, 2017 (A\$000)

Exports to Mauritius	103,286
Imports from Mauritius	16,914
Total merchandise trade (exports + imports)	120,200

	Total share	Rank	Growth (yoy)
Exports to Mauritius	0.0%	60th	19.1%
Imports from Mauritius	0.0%	104th	-36.4%
Total merchandise trade (exports + imports)	0.0%	78th	6.1%

Major Australian exports, 2017 (A\$000)

Meat (excl beef), f.c.f.	27,739
Wheat	19,780
Cheese & curd	16,794
Beef, f.c.f.	9,392

Major Australian imports, 2017 (A\$000)

Other textile clothing	3,369
Men's clothing (excl knitted)	3,237
Women's clothing (excl knitted)	3,192
Animal oils & fats	2,592

Australia's trade in services with Mauritius, 2017 (A\$m)

Exports of services to Mauritius	146
Imports of services from Mauritius	123

	Total share	Rank	Growth (yoy)
Exports of services to Mauritius	0.2%	46th	-5.8%
Imports of services from Mauritius	0.1%	51st	-6.1%

Australia's investment relationship with Mauritius, 2017 (A\$m)

Australia's investment in Mauritius	260
Mauritius' investment in Australia	404

	Total	FDI
Australia's investment in Mauritius	260	127
Mauritius' investment in Australia	404	np

Mauritius' global merchandise trade relationships

Mauritius' principal export destinations, 2017

1 France	15.8%
2 United Kingdom	11.9%
3 United States	11.2%
24 Australia	0.6%

Mauritius' principal import sources, 2017

1 China	16.4%
2 India	16.4%
3 South Africa	8.5%
12 Australia	2.1%