



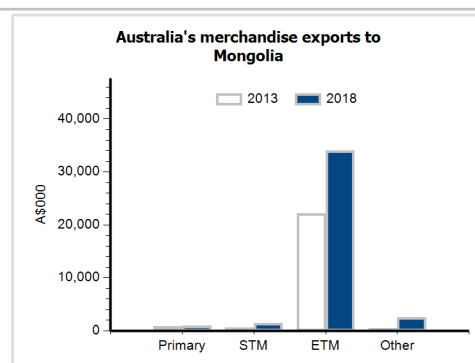
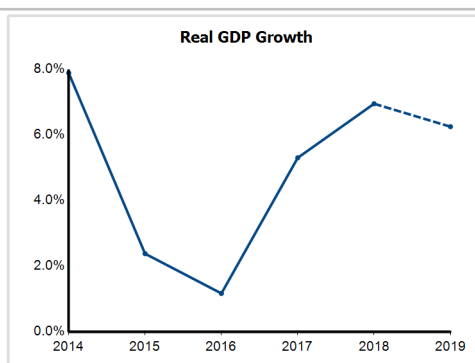
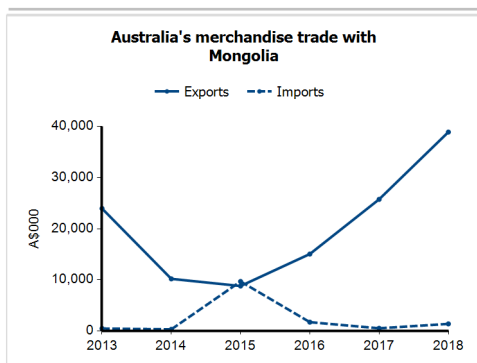
General information

Capital:	Ulaanbaatar
Land area:	1,553,560 sq km
Official language(s):	Khalkh Mongol
Population:	3.2 million (2018)
Currency:	Tugrik

Head of State
President HE Mr Khaltmaagiin Battulga
Head of Government
Prime Minister HE Mr Khurelsukh Ukhnaa

Economic indicators (a)

	2014	2015	2016	2017	2018	2019
GDP (US\$b) (current prices)	12.2	11.8	11.2	11.4	13.0	13.7
GDP per capita (US\$)	4,081.0	3,842.5	3,576.9	3,597.9	4,026.3	4,150.6
GDP PPP (Int'l \$b)	35.1	36.3	37.1	39.8	43.5	47.1
GDP per capita PPP (Int'l \$)	11,703.5	11,865.3	11,893.5	12,529.3	13,446.5	14,269.9
Real GDP growth (% change yoy)	7.9	2.4	1.2	5.3	6.9	6.3
Current account balance (US\$b)	-1.4	-0.5	-0.7	-1.2	-1.9	-1.6
Current account balance (% GDP)	-11.3	-4.0	-6.3	-10.1	-14.6	-11.8
Inflation (% change yoy)	12.9	5.9	0.5	4.6	7.7	8.4
Unemployment (% labour force)	7.9	7.5	10.0	10.0	10.0	9.0



Australia's trade and investment relationship with Mongolia (b)

Australian merchandise trade with Mongolia, 2018 (A\$000)	Total share	Rank	Growth (yoy)	
Exports to Mongolia	38,913	0.0%	86th	51.1%
Imports from Mongolia	1,371	0.0%	152nd	169.1%
Total merchandise trade (exports + imports)	40,284	0.0%	111th	53.4%

Major Australian exports, 2018 (A\$000)

Hand or machine tools	4,485
Electrical machinery & parts, nes	3,787
Civil engineering equipment & parts	3,608
Electrical circuits equipment	3,344

Major Australian imports, 2018 (A\$000)

Rubber tyres, treads & tubes	764
Vehicle parts & accessories	90
Other textile clothing	83
Rotating electric plant & parts	57

Australia's trade in services with Mongolia, 2018 (A\$m)

	Total share	Rank	Growth (yoy)	
Exports of services to Mongolia	190	0.2%	43rd	52.0%
Imports of services from Mongolia	17	0.0%	107th	41.7%

Australia's investment relationship with Mongolia, 2018 (A\$m)

	Total	FDI
Australia's investment in Mongolia	np	np
Mongolia's investment in Australia	np	np

Mongolia's global merchandise trade relationships

Mongolia's principal export destinations, 2017

1 China	85.0%
2 United Kingdom	10.7%
3 Russian Federation	1.1%
14 Australia	0.1%

Mongolia's principal import sources, 2017

1 China	32.6%
2 Russian Federation	28.1%
3 Japan	8.4%
11 Australia	0.8%