



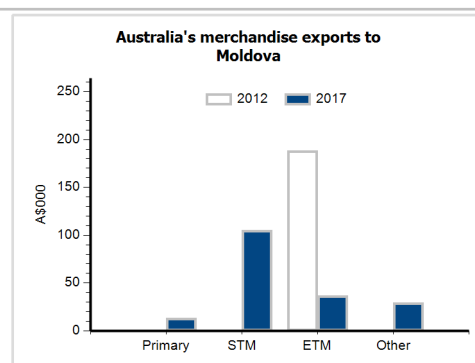
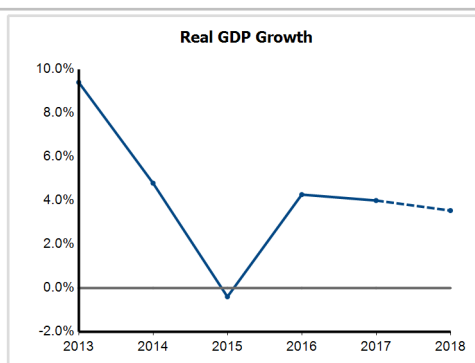
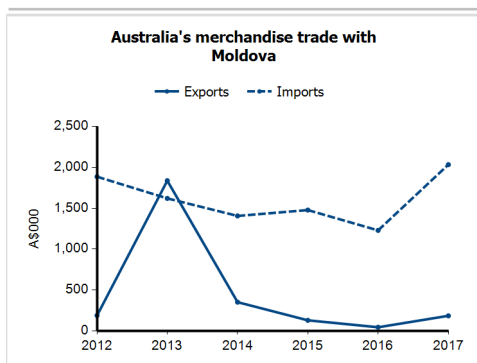
General information

Capital:	Chisinau
Land area:	32,860 sq km
Official language(s):	Romanian
Population:	3.5 million (2017)
Currency:	Leu

Head of State
President HE Mr Igor Dodon
Head of Government
Prime Minister HE Mr Pavel Filip

Economic indicators (a)

	2013	2014	2015	2016	2017	2018
GDP (US\$b) (current prices)	8.0	8.0	6.5	6.8	8.1	9.2
GDP per capita (US\$)	2,244.5	2,245.5	1,828.4	1,907.4	2,279.6	2,596.4
GDP PPP (Int'l \$b)	16.7	17.8	18.0	19.0	20.1	21.3
GDP per capita PPP (Int'l \$)	4,699.9	5,017.0	5,054.1	5,340.4	5,660.7	5,998.5
Real GDP growth (% change yoy)	9.4	4.8	-0.4	4.3	4.0	3.5
Current account balance (US\$b)	-0.3	-0.3	-0.4	-0.3	-0.4	-0.3
Current account balance (% GDP)	-4.2	-3.9	-5.7	-4.0	-4.7	-3.7
Inflation (% change yoy)	4.6	5.1	9.6	6.4	6.6	4.7
Unemployment (% labour force)	5.1	3.9	4.9	4.2	4.2	4.2



Australia's trade and investment relationship with Moldova (b)

Australian merchandise trade with Moldova, 2017 (A\$000)

		Total share	Rank	Growth (yoy)
Exports to Moldova	185	0.0%	203rd	314.7%
Imports from Moldova	2,034	0.0%	137th	65.4%
Total merchandise trade (exports + imports)	2,218	0.0%	182nd	74.1%

Major Australian exports, 2017 (A\$000)

Paper & paperboard	105
Measuring & analysing instruments	28
Worn clothing & rags	13
Rotating electric plant & parts	6

Major Australian imports, 2017 (A\$000)

Fruit & nuts	479
Women's clothing (excl knitted)	275
Men's clothing (excl knitted)	234
Clothing accessories, nes	166

*Includes \$30,000 of confidential items, 16% of total exports.

Australia's trade in services with Moldova, 2017 (A\$m)

		Total share	Rank	Growth (yoy)
Exports of services to Moldova	1	0.0%	161st	0.0%
Imports of services from Moldova	1	0.0%	168th	0.0%

Australia's investment relationship with Moldova, 2017 (A\$m)

	Total	FDI
Australia's investment in Moldova	0	0
Moldova's investment in Australia	0	0

Moldova's global merchandise trade relationships

Moldova's principal export destinations, 2017

1 Romania	24.8%
2 Russian Federation	10.5%
3 Italy	9.7%
74 Australia	0.0%

Moldova's principal import sources, 2017

1 Romania	14.4%
2 Russian Federation	11.8%
3 Ukraine	10.6%
73 Australia	0.0%