



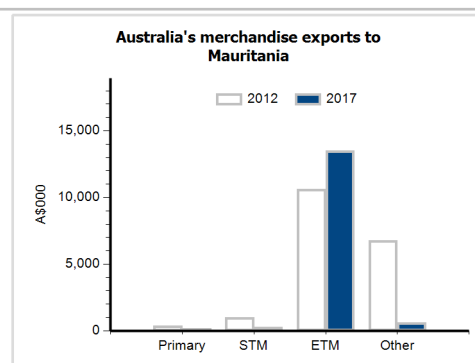
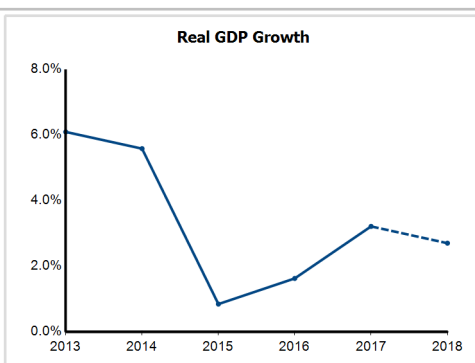
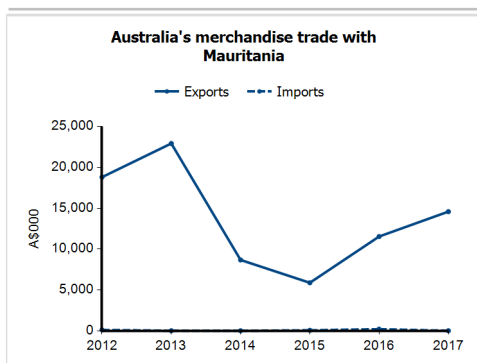
## General information

<b>Capital:</b>	Nouakchott
<b>Land area:</b>	1,030,700 sq km
<b>Official language(s):</b>	Arabic
<b>Population:</b>	3.9 million (2017)
<b>Currency:</b>	Ouguiya

<b>Head of State</b>	President HE Mr Mohamed Ould Abdel Aziz
<b>Head of Government</b>	Prime Minister HE Mr Yahya Ould Hademine

## Economic indicators (a)

	2013	2014	2015	2016	2017	2018
<b>GDP (US\$b) (current prices)</b>	5.7	5.4	4.8	4.8	5.1	5.4
<b>GDP per capita (US\$)</b>	1,618.2	1,488.8	1,305.8	1,253.4	1,317.9	1,369.0
<b>GDP PPP (Int'l \$b)</b>	14.6	15.6	16.0	16.4	17.3	18.1
<b>GDP per capita PPP (Int'l \$)</b>	4,116.3	4,321.3	4,304.5	4,328.1	4,444.4	4,564.2
<b>Real GDP growth (% change yoy)</b>	6.1	5.6	0.8	1.6	3.2	2.7
<b>Current account balance (US\$b)</b>	-1.3	-1.5	-1.0	-0.7	-0.5	-0.5
<b>Current account balance (% GDP)</b>	-22.0	-27.3	-19.8	-14.9	-10.0	-9.9
<b>Inflation (% change yoy)</b>	4.1	3.8	0.5	1.5	2.3	3.7
<b>Unemployment (% labour force)</b>	10.1	10.0	10.0	10.1	10.2	na



## Australia's trade and investment relationship with Mauritania (b)

### Australian merchandise trade with Mauritania, 2017 (A\$000)

Exports to Mauritania	14,589
Imports from Mauritania	20
Total merchandise trade (exports + imports)	14,609

	Total share	Rank	Growth (yoy)
Exports to Mauritania	0.0%	103rd	26.4%
Imports from Mauritania	0.0%	207th	-90.4%
Total merchandise trade (exports + imports)	0.0%	137th	24.3%

### Major Australian exports, 2017 (A\$000)

Civil engineering equipment & parts	2,136
Mechanical handling equip & parts	1,912
Electrical circuits equipment	1,354
Goods vehicles	850

### Major Australian imports, 2017 (A\$000)

Men's clothing (excl knitted)	13
Men's clothing, knitted	3
Floor coverings	2
Taps, cocks & valves	1

### Australia's trade in services with Mauritania, 2017 (A\$m)

Exports of services to Mauritania	1
Imports of services from Mauritania	2

	Total share	Rank	Growth (yoy)
Exports of services to Mauritania	0.0%	161st	0.0%
Imports of services from Mauritania	0.0%	153rd	100.0%

### Australia's investment relationship with Mauritania, 2017 (A\$m)

Australia's investment in Mauritania	np
Mauritania's investment in Australia	0

	Total	FDI
Australia's investment in Mauritania	np	np
Mauritania's investment in Australia	0	0

## Mauritania's global merchandise trade relationships

### Mauritania's principal export destinations, 2017

1 China	35.1%
2 Switzerland	15.4%
3 Spain	11.6%
.. Australia	na

### Mauritania's principal import sources, 2017

1 Republic of Korea	18.1%
2 United Arab Emirates	8.9%
3 Norway	7.8%
41 Australia	0.2%