



General information

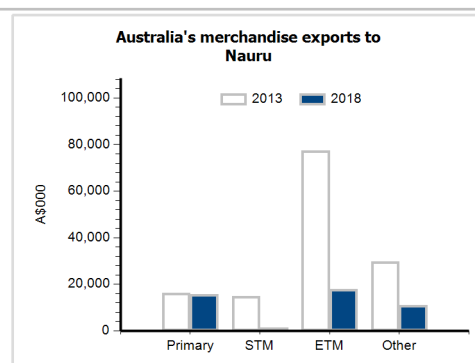
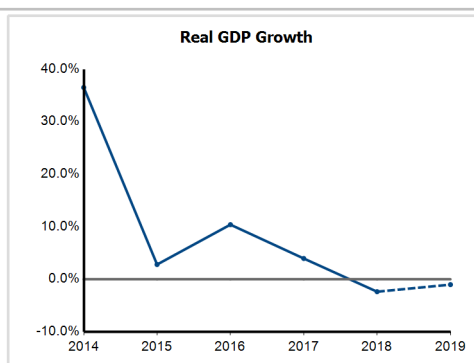
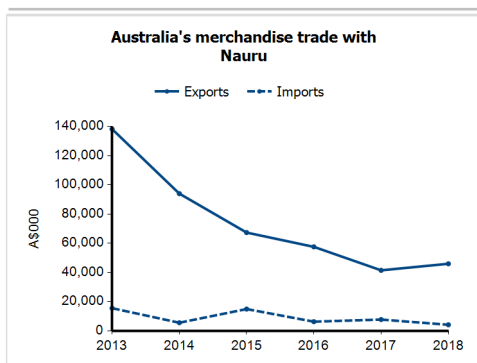
Capital:	
Land area:	21 sq km
Official language(s):	Nauruan
Population:	13,000 (2018)
Currency:	Australian dollar

Head of State and Head of Government

President HE Lionel Aingimea

Economic indicators (a)

	2014	2015	2016	2017	2018	2019
GDP (US\$b) (current prices)	0.1	0.1	0.1	0.1	0.1	0.1
GDP per capita (US\$)	9,872.9	8,055.5	7,823.6	8,574.7	9,037.1	8,853.5
GDP PPP (Int'l \$b)	0.1	0.1	0.2	0.2	0.2	0.2
GDP per capita PPP (Int'l \$)	10,967.0	10,827.4	11,553.0	12,027.0	12,326.4	12,432.9
Real GDP growth (% change yoy)	36.5	2.8	10.4	4.0	-2.4	-1.0
Current account balance (US\$b)	0.0	0.0	0.0	0.0	0.0	0.0
Current account balance (% GDP)	-13.5	-9.5	1.7	4.1	-7.7	-7.5
Inflation (% change yoy)	0.3	9.8	8.2	5.1	3.8	2.5
Unemployment (% labour force)	na	na	na	na	na	na



Australia's trade and investment relationship with Nauru (b)

Australian merchandise trade with Nauru, 2018 (A\$000)

Exports to Nauru	45,986
Imports from Nauru	4,201
Total merchandise trade (exports + imports)	50,187

	Total share	Rank	Growth (yoy)
Exports to Nauru	0.0%	79th	10.8%
Imports from Nauru	0.0%	125th	-45.9%
Total merchandise trade (exports + imports)	0.0%	104th	1.9%

Major Australian exports, 2018 (A\$000)

Refined petroleum	2,848
Meat (excl beef), f.c.f.	2,404
Passenger motor vehicles	1,817
Plastic articles, nes	1,349

Major Australian imports, 2018 (A\$000)

Crude fertilisers	3,471
Fish, f.c.f.	339
Measuring & analysing instruments	119
Women's clothing (excl knitted)	70

*Includes \$11m of confidential items & special transactions, 24% of total exports.

Australia's trade in services with Nauru, 2018 (A\$m)

Exports of services to Nauru	18
Imports of services from Nauru	26

	Total share	Rank	Growth (yoy)
Exports of services to Nauru	0.0%	101st	5.9%
Imports of services from Nauru	0.0%	100th	4.0%

Australia's investment relationship with Nauru, 2018 (A\$m)

Australia's investment in Nauru	
Nauru's investment in Australia	

	Total	FDI
Australia's investment in Nauru	0	0
Nauru's investment in Australia	2	0

Nauru's global merchandise trade relationships

Nauru's principal export destinations, 2018

1 Nigeria	50.1%
2 Japan	17.3%
3 Australia	7.8%
4 Republic of Korea	7.4%

Nauru's principal import sources, 2018

1 Australia	38.3%
2 Republic of Korea	36.8%
3 Senegal	7.7%
4 Fiji	5.9%