

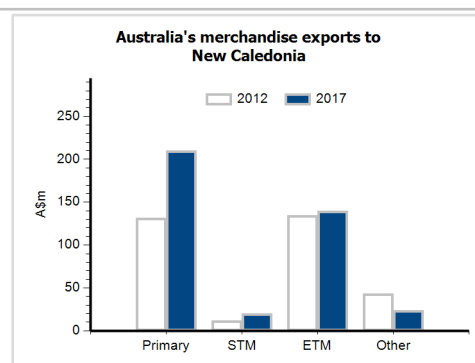
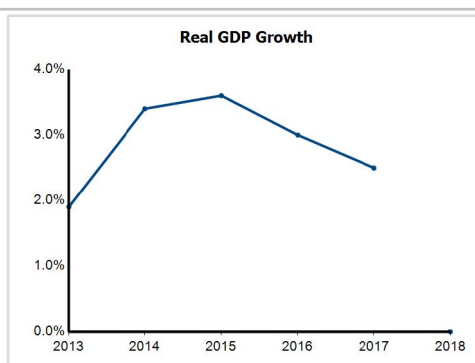
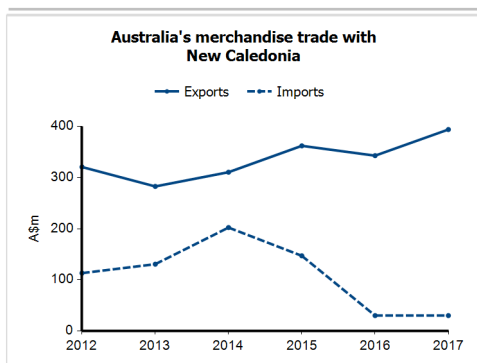
General information

Capital:	Noumea
Land area:	18,280 sq km
Official language(s):	French
Population:	278,500 (2017)
Currency:	CFP Franc

Head of State
President Mr Emmanuel Macron
Head of Government
President of the Government of New Caledonia Mr Philippe Germain

Economic indicators (a)

	2013	2014	2015	2016	2017	2018
GDP (US\$b) (current prices)	10.0	10.5	9.2	9.4	10.0	na
GDP per capita (US\$)	38,255.5	39,488.5	34,048.9	34,231.6	35,906.6	na
GDP PPP (Int'l \$b)	na	na	na	na	na	na
GDP per capita PPP (Int'l \$)	na	na	na	na	na	na
Real GDP growth (% change yoy)	1.9	3.4	3.6	3.0	2.5	na
Current account balance (US\$b)	-1.8	-1.3	-1.1	na	na	na
Current account balance (% GDP)	-18.0	-11.9	-12.0	na	na	na
Inflation (% change yoy)	1.3	0.2	0.6	0.6	1.4	na
Unemployment (% labour force)	14.0	14.0	14.6	14.6	14.8	na



Australia's trade and investment relationship with New Caledonia (b)

Australian merchandise trade with New Caledonia, 2017 (A\$m)	Total share	Rank	Growth (yoy)
Exports to New Caledonia	0.1%	40th	14.9%
Imports from New Caledonia	0.0%	83rd	0.0%
Total merchandise trade (exports + imports)	0.1%	57th	13.7%

Major Australian exports, 2017 (A\$m)

Coal	122
Civil engineering equipment & parts	27
Liquefied propane & butane	20
Refined petroleum	14

Major Australian imports, 2017 (A\$m)

Salts of inorganic acids & metals	10
Nickel ores & concentrates	6
Trailers, semi-trailers & containers	5
Other ores & concentrates	2

Australia's trade in services with New Caledonia, 2017 (A\$m)

	Total share	Rank	Growth (yoy)
Exports of services to New Caledonia	0.2%	43rd	-1.1%
Imports of services from New Caledonia	0.1%	70th	-23.0%

Australia's investment relationship with New Caledonia, 2017 (A\$m)

	Total	FDI
Australia's investment in New Caledonia	37	np
New Caledonia's investment in Australia	np	np

New Caledonia's global merchandise trade relationships

New Caledonia's principal export destinations, 2017

1 China	25.5%
2 Japan	16.5%
3 Republic of Korea	14.7%
11 Australia	1.0%

New Caledonia's principal import sources, 2017

1 France	24.2%
2 Singapore	13.1%
3 China	9.2%
4 Australia	7.1%