



## General information

Fact sheets are updated biannually; August and February

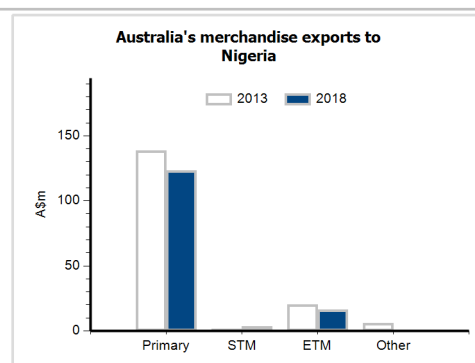
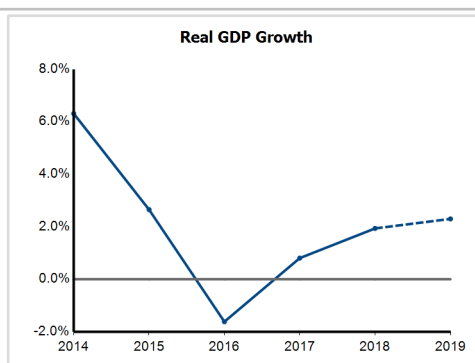
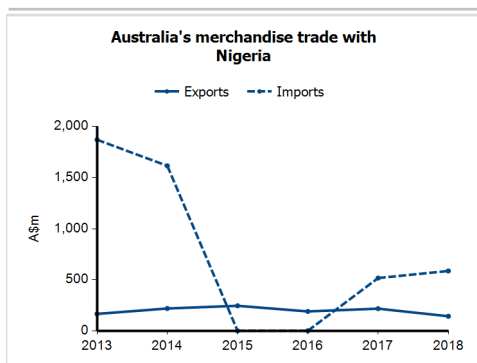
<b>Capital:</b>	Abuja
<b>Land area:</b>	910,770 sq km
<b>Official language(s):</b>	English
<b>Population:</b>	193.9 million (2018)
<b>Currency:</b>	Naira

## Head of State and Head of Government

President HE Muhammadu Buhari

## Economic indicators (a)

	2014	2015	2016	2017	2018	2019
<b>GDP (US\$b) (current prices)</b>	568.5	493.8	405.4	376.4	397.3	444.9
<b>GDP per capita (US\$)</b>	3,268.4	2,763.2	2,207.9	1,994.6	2,049.1	2,233.4
<b>GDP PPP (Int'l \$b)</b>	1,057.6	1,097.3	1,091.3	1,121.0	1,168.5	1,214.8
<b>GDP per capita PPP (Int'l \$)</b>	6,080.3	6,139.5	5,942.9	5,941.3	6,027.2	6,098.3
<b>Real GDP growth (% change yoy)</b>	6.3	2.7	-1.6	0.8	1.9	2.3
<b>Current account balance (US\$b)</b>	0.9	-15.8	2.7	10.4	8.5	-1.6
<b>Current account balance (% GDP)</b>	0.2	-3.2	0.7	2.8	2.1	-0.4
<b>Inflation (% change yoy)</b>	8.0	9.0	15.7	16.5	12.1	11.7
<b>Unemployment (% labour force)</b>	7.8	9.0	13.4	17.5	22.6	na



## Australia's trade and investment relationship with Nigeria (b)

### Australian merchandise trade with Nigeria, 2018 (A\$m)

		Total share	Rank	Growth (yoy)
Exports to Nigeria	143	0.0%	55th	-34.1%
Imports from Nigeria	587	0.2%	45th	13.4%
Total merchandise trade (exports + imports)	730	0.1%	48th	-0.7%

### Major Australian exports, 2018 (A\$m)

Wheat	88
Edible products & preparations, nes	23
Animal oils & fats	12
Vehicle parts & accessories	5

### Major Australian imports, 2018 (A\$m)

Crude petroleum	585
-----------------	-----

### Australia's trade in services with Nigeria, 2018 (A\$m)

		Total share	Rank	Growth (yoy)
Exports of services to Nigeria	148	0.2%	50th	2.8%
Imports of services from Nigeria	30	0.0%	93rd	87.5%

### Australia's investment relationship with Nigeria, 2018 (A\$m)

	Total	FDI
Australia's investment in Nigeria	132	np
Nigeria's investment in Australia	4	np

## Nigeria's global merchandise trade relationships

### Nigeria's principal export destinations, 2017

1 India	17.9%
2 United States	12.8%
3 Spain	9.9%
20 Australia	0.9%

### Nigeria's principal import sources, 2017

1 China	18.7%
2 Belgium	12.9%
3 The Netherlands	9.2%
25 Australia	0.6%