



General information

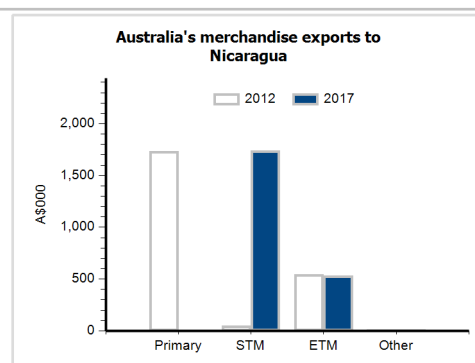
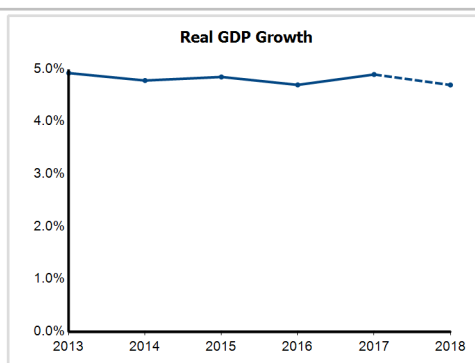
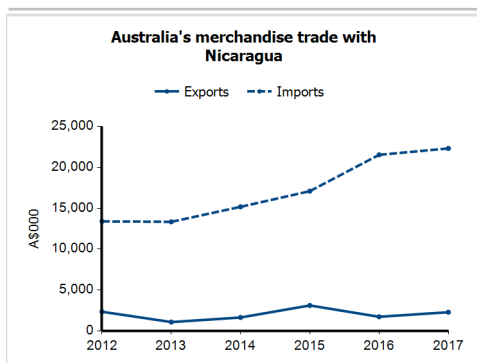
Capital:	Managua
Land area:	120,340 sq km
Official language(s):	Spanish
Population:	6.2 million (2017)
Currency:	Cordoba

Head of State and Head of Government

President HE Mr Daniel Ortega Saavedra

Economic indicators (a)

	2013	2014	2015	2016	2017	2018
GDP (US\$b) (current prices)	11.0	11.9	12.7	13.2	13.7	14.5
GDP per capita (US\$)	1,847.2	1,975.5	2,096.0	2,151.3	2,206.6	2,309.7
GDP PPP (Int'l \$b)	28.4	30.3	32.1	34.1	36.4	39.0
GDP per capita PPP (Int'l \$)	4,779.8	5,040.5	5,282.7	5,539.8	5,848.5	6,191.8
Real GDP growth (% change yoy)	4.9	4.8	4.9	4.7	4.9	4.7
Current account balance (% GDP)	-10.9	-7.1	-9.0	-8.6	-6.2	-7.8
Current account balance (US\$b)	-1.2	-0.8	-1.1	-1.1	-0.9	-1.1
Inflation (% change yoy)	7.1	6.0	4.0	3.5	3.9	6.2
Unemployment (% labour force)	5.3	5.6	6.0	6.2	6.1	6.2



Australia's trade and investment relationship with Nicaragua (b)

Australian merchandise trade with Nicaragua, 2017 (A\$000)

Exports to Nicaragua	2,286
Imports from Nicaragua	22,321
Total merchandise trade (exports + imports)	24,607

	Total share	Rank	Growth (yoy)
Exports to Nicaragua	0.0%	158th	32.4%
Imports from Nicaragua	0.0%	92nd	3.6%
Total merchandise trade (exports + imports)	0.0%	121st	5.8%

Major Australian exports, 2017 (A\$000)

Paper & paperboard	1,737
Electrical circuits equipment	160
Electrical machinery & parts, nes	133
Agric machinery (excl tractors) & parts	105

Major Australian imports, 2017 (A\$000)

Coffee & substitutes	10,428
Oil-seeds & oleaginous fruits, soft	4,987
Other textile clothing	3,821
Crustaceans, f.c.f.	1,053

Australia's trade in services with Nicaragua, 2017 (A\$m)

Exports of services to Nicaragua	0
Imports of services from Nicaragua	5

	Total share	Rank	Growth (yoy)
Exports of services to Nicaragua	0.0%
Imports of services from Nicaragua	0.0%	132nd	25.0%

Australia's investment relationship with Nicaragua, 2017 (A\$m)

Australia's investment in Nicaragua	np
Nicaragua's investment in Australia	np

	Total	FDI
Australia's investment in Nicaragua	np	np
Nicaragua's investment in Australia	np	0

Nicaragua's global merchandise trade relationships

Nicaragua's principal export destinations, 2017

1 United States	58.6%
2 Mexico	6.6%
3 El Salvador	5.6%
24 Australia	0.3%

Nicaragua's principal import sources, 2017

1 United States	23.5%
2 China	15.2%
3 Mexico	11.0%
46 Australia	0.1%