

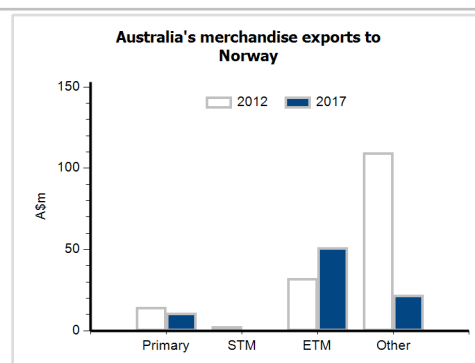
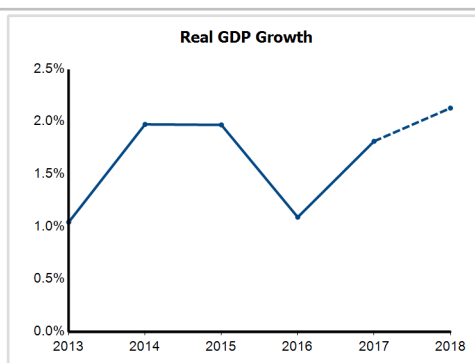
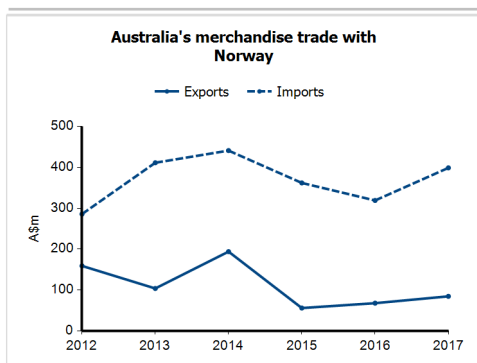


General information

Capital:	Oslo	Head of State	HM King Harald V
Land area:	365,268 sq km	Head of Government	Prime Minister Ms Erna Solberg
Official language(s):	Norwegian (Bokmål and Nynorsk)		
Population:	5.3 million (2017)		
Currency:	Norwegian Krone		

Economic indicators (a)

	2013	2014	2015	2016	2017	2018
GDP (US\$b) (current prices)	523.5	499.3	386.7	371.1	396.5	443.3
GDP per capita (US\$)	102,722.0	96,837.6	74,280.7	70,651.9	74,940.6	82,710.7
GDP PPP (Int'l \$b)	334.7	347.4	358.1	366.6	380.0	396.9
GDP per capita PPP (Int'l \$)	65,673.2	67,377.0	68,795.9	69,807.4	71,830.9	74,065.0
Real GDP growth (% change yoy)	1.0	2.0	2.0	1.1	1.8	2.1
Current account balance (US\$b)	53.7	52.5	30.6	14.1	20.3	27.1
Current account balance (% GDP)	10.3	10.5	7.9	3.8	5.1	6.1
Inflation (% change yoy)	2.1	2.0	2.2	3.6	1.9	1.9
Unemployment (% labour force)	3.5	3.5	4.4	4.8	4.2	3.9



Australia's trade and investment relationship with Norway (b)

Australian merchandise trade with Norway, 2017 (A\$m)

		Total share	Rank	Growth (yoy)
Exports to Norway	85	0.0%	64th	24.6%
Imports from Norway	399	0.1%	47th	25.0%
Total merchandise trade (exports + imports)	483	0.1%	55th	24.9%

Major Australian exports, 2017 (A\$m)

Alcoholic beverages	7
Pharm products (excl medicaments)	6
Specialised machinery & parts	6
Telecom equipment & parts	5

Major Australian imports, 2017 (A\$m)

Electrical distributing equipment	71
Fish, f.c.f.	66
Fish, salted or dried	31
Measuring & analysing instruments	17

*Includes \$22m of confidential items & special transactions, 26% of total exports.

Australia's trade in services with Norway, 2017 (A\$m)

		Total share	Rank	Growth (yoy)
Exports of services to Norway	277	0.3%	35th	0.7%
Imports of services from Norway	417	0.5%	29th	-9.2%

Major Australian services exports, 2017 (A\$m)

Transport	86
Education-related travel	83

Major Australian services imports, 2017 (A\$m)

Transport	301
Personal travel excluding education	58

Australia's investment relationship with Norway, 2017 (A\$m)

	Total	FDI
Australia's investment in Norway	np	np
Norway's investment in Australia	19,856	np

Norway's global merchandise trade relationships

Norway's principal export destinations, 2017

1 United Kingdom	21.1%
2 Germany	15.5%
3 The Netherlands	9.9%
36 Australia	0.2%

Norway's principal import sources, 2017

1 Sweden	11.5%
2 Germany	11.1%
3 China	9.8%
48 Australia	0.1%