



## General information

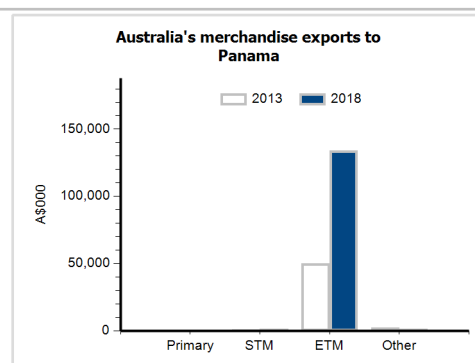
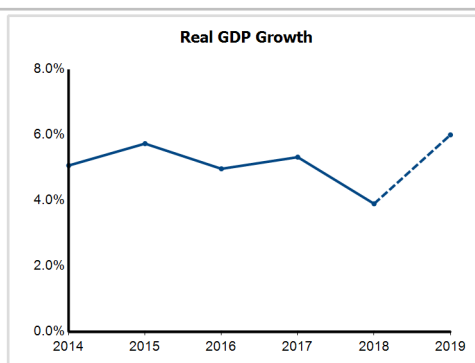
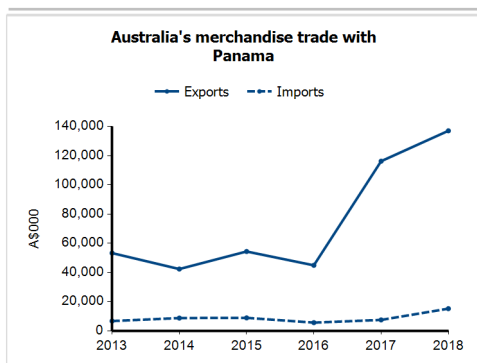
<b>Capital:</b>	Panama City
<b>Land area:</b>	74,340 sq km
<b>Official language(s):</b>	Spanish
<b>Population:</b>	4.2 million (2018)
<b>Currency:</b>	United States Dollar

### Head of State and Head of Government

President HE Mr Laurentino Cortizo Cohen

## Economic indicators (a)

	2014	2015	2016	2017	2018	2019
<b>GDP (US\$b) (current prices)</b>	49.9	54.1	58.0	62.3	65.2	70.2
<b>GDP per capita (US\$)</b>	12,757.0	13,606.6	14,356.4	15,198.1	15,679.0	16,629.1
<b>GDP PPP (Int'l \$b)</b>	82.6	88.2	93.6	100.5	106.8	115.2
<b>GDP per capita PPP (Int'l \$)</b>	21,102.5	22,198.4	23,195.9	24,523.6	25,674.5	27,304.8
<b>Real GDP growth (% change yoy)</b>	5.1	5.7	5.0	5.3	3.9	6.0
<b>Current account balance (US\$b)</b>	-6.7	-4.3	-4.6	-4.9	-5.5	-3.7
<b>Current account balance (% GDP)</b>	-13.5	-7.9	-8.0	-7.9	-8.5	-5.3
<b>Inflation (% change yoy)</b>	2.6	0.1	0.7	0.9	0.8	1.5
<b>Unemployment (% labour force)</b>	4.8	5.1	5.5	6.0	6.4	6.1



## Australia's trade and investment relationship with Panama (b)

### Australian merchandise trade with Panama, 2018 (A\$000)

Exports to Panama	137,074
Imports from Panama	15,240
<b>Total merchandise trade (exports + imports)</b>	<b>152,314</b>

	Total share	Rank	Growth (yoy)
Exports to Panama	0.0%	56th	17.9%
Imports from Panama	0.0%	104th	102.5%
<b>Total merchandise trade (exports + imports)</b>	<b>0.0%</b>	<b>76th</b>	<b>23.1%</b>

### Major Australian exports, 2018 (A\$000)

Misc manufactured articles, nes	35,313
Mechanical handling equip & parts	23,861
Plastic tubes, pipes & hoses	16,570
Electrical circuits equipment	9,544

### Major Australian imports, 2018 (A\$000)

Rubber tyres, treads & tubes	8,498
Civil engineering equipment & parts	3,284
Coffee & substitutes	1,260
Goods vehicles	652

### Australia's trade in services with Panama, 2018 (A\$m)

Exports of services to Panama	26
Imports of services from Panama	11

	Total share	Rank	Growth (yoy)
Exports of services to Panama	0.0%	90th	-27.8%
Imports of services from Panama	0.0%	112th	37.5%

### Australia's investment relationship with Panama, 2018 (A\$m)

Australia's investment in Panama	
Panama's investment in Australia	

	Total	FDI
Australia's investment in Panama	534	np
Panama's investment in Australia	38	0

## Panama's global merchandise trade relationships

### Panama's principal export destinations, 2018

1 United States	17.7%
2 The Netherlands	17.0%
3 China	7.5%
41 Australia	0.1%

### Panama's principal import sources, 2018

1 United States	24.4%
2 China	10.0%
3 Mexico	4.9%
17 Australia	0.9%