



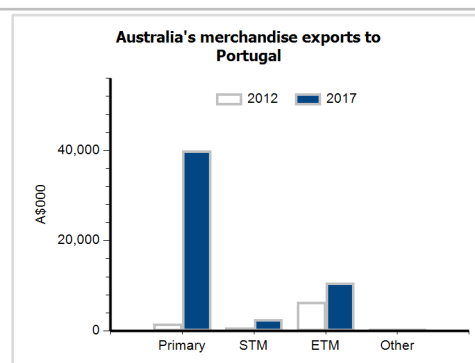
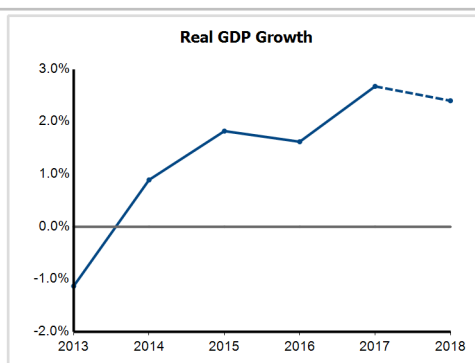
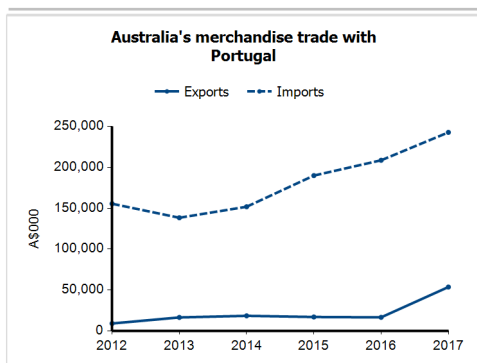
## General information

<b>Capital:</b>	Lisbon
<b>Land area:</b>	91,590 sq km
<b>Official language(s):</b>	Portuguese
<b>Population:</b>	10.3 million (2017)
<b>Currency:</b>	Euro

<b>Head of State</b>	President HE Prof Marcelo Rebelo de Sousa
<b>Head of Government</b>	Prime Minister HE Dr Antonio Costa

## Economic indicators (a)

	2013	2014	2015	2016	2017	2018
<b>GDP (US\$b) (current prices)</b>	226.1	230.0	199.5	205.3	218.1	248.9
<b>GDP per capita (US\$)</b>	21,625.5	22,112.5	19,262.3	19,879.8	21,161.3	24,236.5
<b>GDP PPP (Int'l \$b)</b>	275.6	283.1	291.4	299.9	313.4	328.3
<b>GDP per capita PPP (Int'l \$)</b>	26,359.0	27,218.1	28,130.8	29,042.5	30,416.5	31,964.6
<b>Real GDP growth (% change yoy)</b>	-1.1	0.9	1.8	1.6	2.7	2.4
<b>Current account balance (US\$b)</b>	3.6	0.2	0.2	1.2	1.0	0.6
<b>Current account balance (% GDP)</b>	1.6	0.1	0.1	0.6	0.5	0.2
<b>Inflation (% change yoy)</b>	0.4	-0.2	0.5	0.6	1.6	1.6
<b>Unemployment (% labour force)</b>	16.2	13.9	12.4	11.1	8.9	7.3



## Australia's trade and investment relationship with Portugal (b)

### Australian merchandise trade with Portugal, 2017 (A\$000)

		<b>Total share</b>	<b>Rank</b>	<b>Growth (yoy)</b>
Exports to Portugal	53,660	0.0%	73rd	223.8%
Imports from Portugal	242,829	0.1%	56th	16.3%
<b>Total merchandise trade (exports + imports)</b>	<b>296,489</b>	<b>0.1%</b>	<b>63rd</b>	<b>31.6%</b>

### Major Australian exports, 2017 (A\$000)

Oil-seeds & oleaginous fruits, soft	36,833
Electrical circuits equipment	3,365
Hides & skins, raw (excl furskins)	1,960
Aircraft, spacecraft & parts	1,553

### Major Australian imports, 2017 (A\$000)

Cork manufactures	27,274
Footwear	24,043
Mineral manufactures, nes	19,644
Rotating electric plant & parts	19,147

### Australia's trade in services with Portugal, 2017 (A\$m)

		<b>Total share</b>	<b>Rank</b>	<b>Growth (yoy)</b>
Exports of services to Portugal	69	0.1%	66th	3.0%
Imports of services from Portugal	84	0.1%	62nd	23.5%

### Australia's investment relationship with Portugal, 2017 (A\$m)

	<b>Total</b>	<b>FDI</b>
Australia's investment in Portugal	430	13
Portugal's investment in Australia	105	0

## Portugal's global merchandise trade relationships

### Portugal's principal export destinations, 2017

1 Spain	25.2%
2 France	12.5%
3 Germany	11.3%
42 Australia	0.2%

### Portugal's principal import sources, 2017

1 Spain	32.0%
2 Germany	13.7%
3 France	7.4%
69 Australia	0.1%