



General information

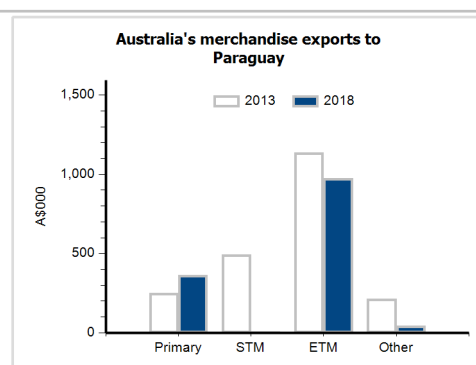
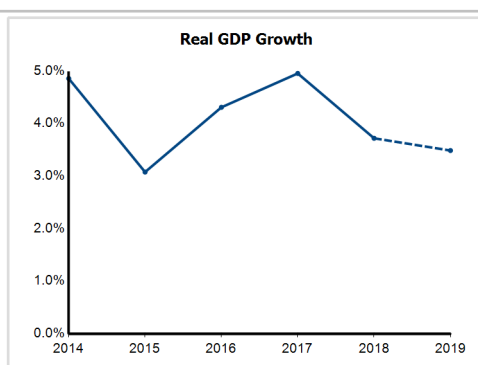
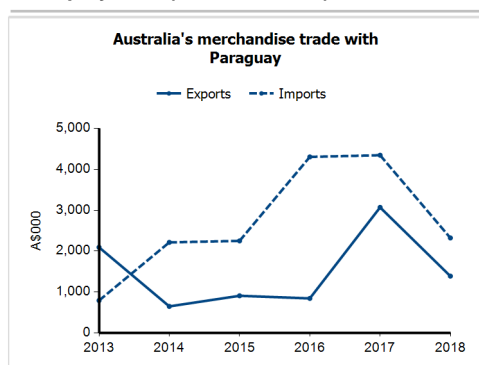
Capital:	Asunción
Land area:	397,300 sq km
Official language(s):	Spanish, Guaraní
Population:	7.1 million (2018)
Currency:	Guaraní

Head of State and Head of Government

President HE Mr Mario Abdo Benitez

Economic indicators (a)

	2014	2015	2016	2017	2018	2019
GDP (US\$b) (current prices)	40.3	36.2	36.1	39.0	41.6	42.4
GDP per capita (US\$)	6,050.0	5,353.1	5,259.9	5,609.8	5,898.8	5,921.1
GDP PPP (Int'l \$b)	75.8	79.0	83.3	89.1	94.5	99.5
GDP per capita PPP (Int'l \$)	11,387.4	11,690.7	12,150.5	12,810.2	13,395.3	13,912.6
Real GDP growth (% change yoy)	4.9	3.1	4.3	5.0	3.7	3.5
Current account balance (US\$b)	-0.1	-0.1	1.3	1.2	0.2	-0.3
Current account balance (% GDP)	-0.1	-0.4	3.5	3.1	0.5	-0.8
Inflation (% change yoy)	5.0	3.1	4.1	3.6	4.0	3.6
Unemployment (% labour force)	6.0	5.4	6.0	5.2	5.6	5.7



Australia's trade and investment relationship with Paraguay (b)

Australian merchandise trade with Paraguay, 2018 (A\$000)

		Total share	Rank	Growth (yoy)
Exports to Paraguay	1,388	0.0%	170th	-54.8%
Imports from Paraguay	2,323	0.0%	136th	-46.6%
Total merchandise trade (exports + imports)	3,712	0.0%	164th	-50.0%

Major Australian exports, 2018 (A\$000)

Crude vegetable matter, nes	247
Plastic articles, nes	167
Coated flat-rolled iron & steel	156
Pharm products (excl medicaments)	149

Major Australian imports, 2018 (A\$000)

Oil-seeds & oleaginous fruits, hard	1,163
Fuel wood	300
Furniture, mattresses & cushions	194
Other cereals	185

Australia's trade in services with Paraguay, 2018 (A\$m)

		Total share	Rank	Growth (yoy)
Exports of services to Paraguay	7	0.0%	121st	40.0%
Imports of services from Paraguay	2	0.0%	161st	100.0%

Australia's investment relationship with Paraguay, 2018 (A\$m)

		Total	FDI
Australia's investment in Paraguay		np	0
Paraguay's investment in Australia		np	0

Paraguay's global merchandise trade relationships

Paraguay's principal export destinations, 2018

1 Brazil	31.1%
2 Argentina	25.5%
3 Russian Federation	8.4%
69 Australia	0.0%

Paraguay's principal import sources, 2018

1 China	28.2%
2 Brazil	22.3%
3 Argentina	10.0%
72 Australia	0.0%