



General information

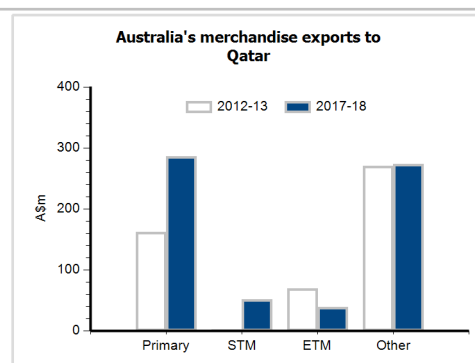
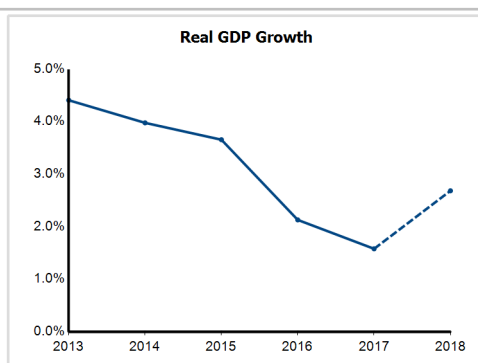
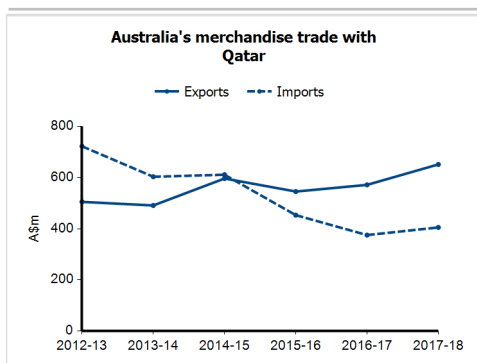
Fact sheets are updated biannually; June and December

Capital:	Doha
Land area:	11,610 sq km
Official language(s):	Arabic
Population:	2.7 million (2017)
Currency:	Qatari riyal

Head of State	Emir of the State of Qatar HH Sheikh Tamim bin Hamad Al Thani
Head of Government	Prime Minister HE Sheikh Abdullah bin Nasser bin Khalifa Al Thani

Economic indicators (a)

	2013	2014	2015	2016	2017	2018
GDP (US\$b) (current prices)	198.7	206.2	161.7	151.7	166.9	188.3
GDP per capita (US\$)	99,180.4	93,054.1	66,346.9	57,965.4	61,024.8	67,818.3
GDP PPP (Int'l \$b)	286.2	303.2	317.7	328.0	339.5	356.7
GDP per capita PPP (Int'l \$)	142,845.6	136,829.7	130,319.6	125,307.6	124,121.5	128,487.1
Real GDP growth (% change yoy)	4.4	4.0	3.7	2.1	1.6	2.7
Current account balance (US\$b)	60.5	49.4	13.8	-8.3	6.4	9.1
Current account balance (% GDP)	30.4	24.0	8.5	-5.5	3.8	4.8
Inflation (% change yoy)	3.2	3.4	1.8	2.7	0.4	3.7
Unemployment (% labour force)	0.3	0.2	0.2	0.1	0.1	na



Australia's trade and investment relationship with Qatar (b)

Australian merchandise trade with Qatar, 2017-18 (A\$m)

		Total share	Rank	Growth (yoy)
Exports to Qatar	652	0.2%	32nd	14.0%
Imports from Qatar	405	0.1%	50th	8.0%
Total merchandise trade (exports + imports)	1,057	0.2%	40th	11.6%

Major Australian exports, 2017-18 (A\$m)

Meat (excl beef), f.c.f.	117
Live animals (excl seafood)	83
Inorganic chemical elements	49
Beef, f.c.f.	29

Major Australian imports, 2017-18 (A\$m)

Fertilisers (excl crude)	205
Aluminium	65
Liquefied propane & butane	39
Primary ethylene polymers	14

Includes of A\$274m confidential items & special transactions, 42% of total exports.

Includes A\$73m of confidential items, 18% of total imports.

Australia's trade in services with Qatar, 2017-18 (A\$m)

		Total share	Rank	Growth (yoy)
Exports of services to Qatar	151	0.2%	47th	-13.7%
Imports of services from Qatar	607	0.7%	26th	-4.3%

Australia's investment relationship with Qatar, 2017 (A\$m)

	Total	FDI
Australia's investment in Qatar	272	-4
Qatar's investment in Australia	np	np

Qatar's global merchandise trade relationships

Qatar's principal export destinations, 2017

1 Japan	17.2%
2 Republic of Korea	15.8%
3 India	12.3%
23 Australia	0.4%

Qatar's principal import sources, 2017

1 United States	16.3%
2 China	11.3%
3 Germany	6.9%
15 Australia	1.8%