



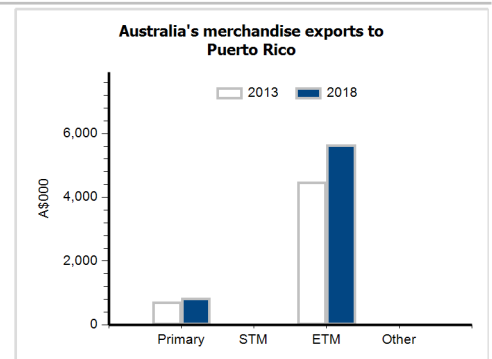
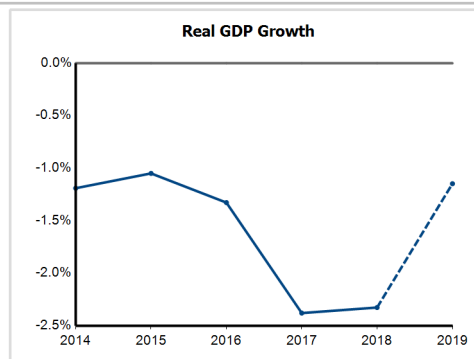
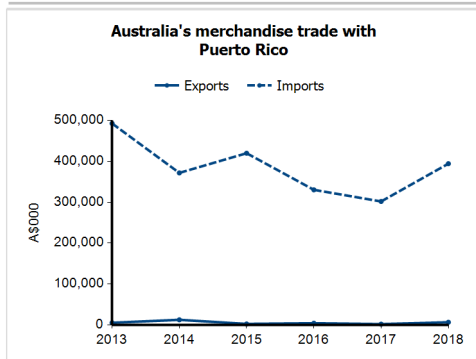
General information

| | |
|------------------------------|----------------------|
| Capital: | San Juan |
| Land area: | 8,870 sq km |
| Official language(s): | English, Spanish |
| Population: | 3.3 million (2018) |
| Currency: | United States dollar |

| |
|---|
| Head of State |
| President The Honorable Donald J. Trump |
| Head of Government |
| Governor, Ricardo Rossello |

Economic indicators (a)

| | 2014 | 2015 | 2016 | 2017 | 2018 | 2019 |
|--|----------|----------|----------|----------|----------|----------|
| GDP (US\$b) (current prices) | 102.4 | 103.4 | 104.0 | 104.2 | 104.3 | 103.5 |
| GDP per capita (US\$) | 28,981.3 | 29,755.4 | 30,475.4 | 31,581.4 | 31,938.8 | 32,328.7 |
| GDP PPP (Int'l \$b) | 131.0 | 131.0 | 130.7 | 130.0 | 129.8 | 130.6 |
| GDP per capita PPP (Int'l \$) | 37,053.6 | 37,704.4 | 38,304.0 | 39,388.6 | 39,737.3 | 40,795.8 |
| Real GDP growth (% change yoy) | -1.2 | -1.0 | -1.3 | -2.4 | -2.3 | -1.1 |
| Current account balance (US\$b) | 4.3 | 7.5 | 8.6 | 10.5 | -1.3 | 2.1 |
| Current account balance (% GDP) | 4.2 | 7.3 | 8.3 | 10.1 | -1.2 | 2.0 |
| Inflation (% change yoy) | 0.6 | -0.8 | -0.3 | 1.8 | 2.5 | 0.3 |
| Unemployment (% labour force) | 13.9 | 12.0 | 11.8 | 10.8 | 11.0 | 11.0 |



Australia's trade and investment relationship with Puerto Rico (b)

| Australian merchandise trade with Puerto Rico, 2018 (A\$000) | Total share | Rank | Growth (yoy) |
|--|-------------|-------|--------------|
| Exports to Puerto Rico | 0.0% | 128th | 241.0% |
| Imports from Puerto Rico | 0.1% | 51st | 30.6% |
| Total merchandise trade (exports + imports) | 0.1% | 63rd | 31.9% |

Major Australian exports, 2018 (A\$000)

| | |
|------------------------------|-------|
| Pigments, paints & varnishes | 3,123 |
| Iron & steel bars & rods | 1,179 |
| Meat (excl beef), f.c.f. | 352 |
| Beef, f.c.f. | 315 |

Major Australian imports, 2018 (A\$000)

| | |
|---------------------------------------|---------|
| Pharm products (excl medicaments) | 192,449 |
| Medicaments (incl veterinary) | 119,527 |
| Misc manufactured articles, nes | 36,738 |
| Medical instruments (incl veterinary) | 22,707 |

Australia's trade in services with Puerto Rico, 2018 (A\$m)

| | Total share | Rank | Growth (yoy) |
|--------------------------------------|-------------|-------|--------------|
| Exports of services to Puerto Rico | 0.0% | 160th | -50.0% |
| Imports of services from Puerto Rico | 0.0% | 144th | -42.9% |

Australia's investment relationship with Puerto Rico, 2018 (A\$m)

| | Total | FDI |
|---------------------------------------|-------|-----|
| Australia's investment in Puerto Rico | 106 | np |
| Puerto Rico's investment in Australia | np | np |

Puerto Rico's global merchandise trade relationships

Puerto Rico's principal export destinations, 2017

| | |
|-------------------|-------|
| 1 The Netherlands | 14.5% |
| 2 Italy | 13.2% |
| 3 Belgium | 10.8% |
| .. Australia | na |

Puerto Rico's principal import sources, 2017

| | |
|---------------|-------|
| 1 Ireland | 20.9% |
| 2 Singapore | 11.8% |
| 3 Switzerland | 11.6% |
| .. Australia | na |