



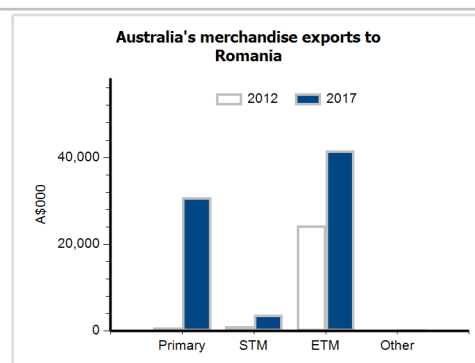
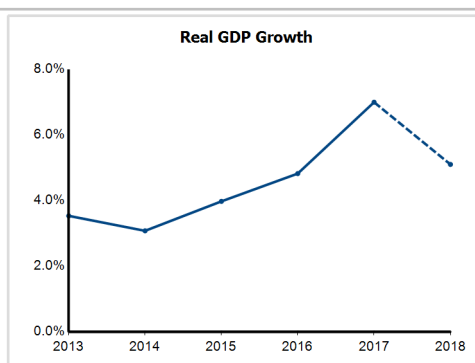
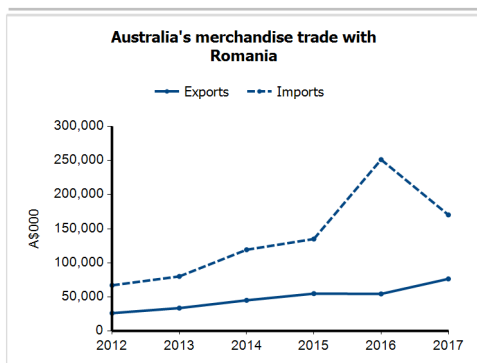
General information

Capital:	Bucharest
Land area:	230,020 sq km
Official language(s):	Romanian
Population:	19.6 million (2017)
Currency:	New leu

Head of State	President HE Mr Klaus Werner Iohannis
Head of Government	Prime Minister HE Ms Viorica Dăncilă

Economic indicators (a)

	2013	2014	2015	2016	2017	2018
GDP (US\$b) (current prices)	191.5	199.5	177.9	187.8	211.3	245.6
GDP per capita (US\$)	9,567.8	9,998.2	8,951.4	9,504.2	10,757.0	12,575.4
GDP PPP (Int'l \$b)	377.6	396.2	416.4	442.0	481.5	517.5
GDP per capita PPP (Int'l \$)	18,859.7	19,855.2	20,949.5	22,369.3	24,508.4	26,498.8
Real GDP growth (% change yoy)	3.5	3.1	4.0	4.8	7.0	5.1
Current account balance (US\$b)	-2.0	-1.3	-2.2	-3.9	-7.3	-9.2
Current account balance (% GDP)	-1.1	-0.7	-1.2	-2.1	-3.5	-3.7
Inflation (% change yoy)	4.0	1.1	-0.6	-1.6	1.3	4.7
Unemployment (% labour force)	7.1	6.8	6.8	5.9	5.0	4.6



Australia's trade and investment relationship with Romania (b)

Australian merchandise trade with Romania, 2017 (A\$000)

Exports to Romania	76,335
Imports from Romania	170,283
Total merchandise trade (exports + imports)	246,619

	Total share	Rank	Growth (yoy)
Exports to Romania	0.0%	65th	40.7%
Imports from Romania	0.1%	60th	-32.3%
Total merchandise trade (exports + imports)	0.0%	68th	-19.3%

Major Australian exports, 2017 (A\$000)

Telecom equipment & parts	35,726
Coal	29,721
Electrical circuits equipment	3,025
Paper & paperboard	1,618

Major Australian imports, 2017 (A\$000)

Mechanical handling equip & parts	15,013
Rubber tyres, treads & tubes	13,388
Veneers, plywood & particle board	12,322
Medicaments (incl veterinary)	10,728

Australia's trade in services with Romania, 2017 (A\$m)

Exports of services to Romania	18
Imports of services from Romania	16

	Total share	Rank	Growth (yoy)
Exports of services to Romania	0.0%	100th	20.0%
Imports of services from Romania	0.0%	102nd	77.8%

Australia's investment relationship with Romania, 2017 (A\$m)

Australia's investment in Romania	49
Romania's investment in Australia	0

	Total	FDI
Australia's investment in Romania	49	np
Romania's investment in Australia	0	np

Romania's global merchandise trade relationships

Romania's principal export destinations, 2017

1 Germany	23.0%
2 Italy	11.2%
3 France	6.8%
57 Australia	0.1%

Romania's principal import sources, 2017

1 Germany	20.1%
2 Italy	10.0%
3 Hungary	7.5%
64 Australia	0.0%