



General information

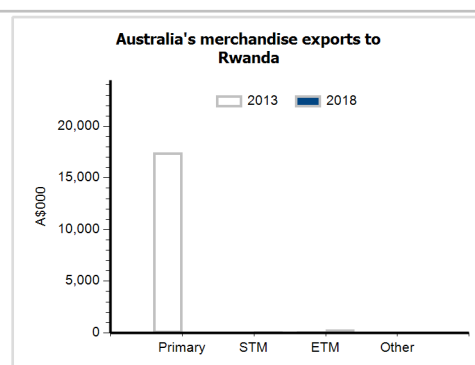
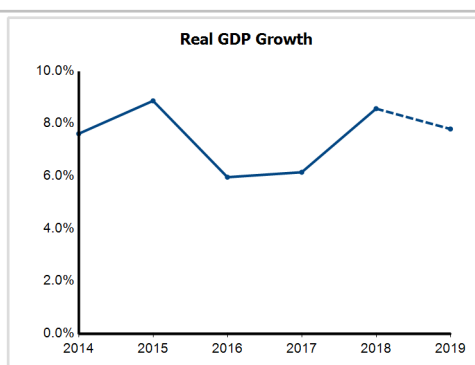
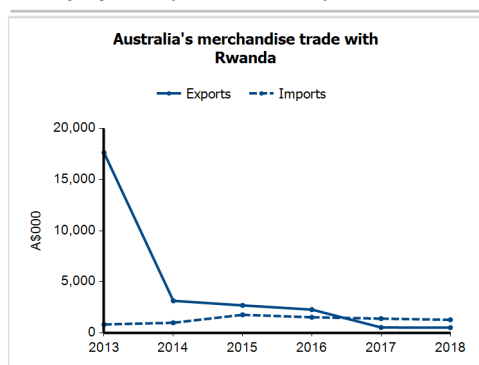
Capital:	Kigali
Land area:	24,670 sq km
Official language(s):	Kinyarwanda, French, English
Population:	12.0 million (2018)
Currency:	Rwanda franc

Head of State and Head of Government

President HE Paul Kagame

Economic indicators (a)

	2014	2015	2016	2017	2018	2019
GDP (US\$b) (current prices)	8.0	8.3	8.5	9.1	9.5	10.2
GDP per capita (US\$)	728.0	736.4	734.8	773.9	791.3	830.0
GDP PPP (Int'l \$b)	19.4	21.3	22.8	24.7	27.4	30.1
GDP per capita PPP (Int'l \$)	1,759.5	1,891.4	1,978.6	2,090.0	2,280.1	2,444.1
Real GDP growth (% change yoy)	7.6	8.9	6.0	6.2	8.6	7.8
Current account balance (US\$b)	-0.9	-1.1	-1.2	-0.6	-0.7	-0.9
Current account balance (% GDP)	-11.8	-13.3	-14.3	-6.8	-7.8	-9.2
Inflation (% change yoy)	1.8	2.5	5.7	4.8	1.4	3.5
Unemployment (% labour force)	1.2	1.2	1.2	1.3	1.4	na



Australia's trade and investment relationship with Rwanda (b)

Australian merchandise trade with Rwanda, 2018 (A\$000)

		Total share	Rank	Growth (yoy)
Exports to Rwanda	515	0.0%	191st	-2.8%
Imports from Rwanda	1,281	0.0%	155th	-8.2%
Total merchandise trade (exports + imports)	1,796	0.0%	184th	-6.7%

Major Australian exports, 2018 (A\$000)

Measuring & analysing instruments	207
Telecom equipment & parts	84
Paper & paperboard	72
Radioactive materials	59

Major Australian imports, 2018 (A\$000)

Coffee & substitutes	1,083
Travel goods, bags & like containers	162
Tea & mate	20
Crude vegetable matter, nes	8

*Includes \$61,000 of special transactions, 12% of total exports.

Australia's trade in services with Rwanda, 2018 (A\$m)

		Total share	Rank	Growth (yoy)
Exports of services to Rwanda	3	0.0%	140th	50.0%
Imports of services from Rwanda	6	0.0%	132nd	0.0%

Australia's investment relationship with Rwanda, 2018 (A\$m)

	Total	FDI
Australia's investment in Rwanda	0	0
Rwanda's investment in Australia	np	0

Rwanda's global merchandise trade relationships

Rwanda's principal export destinations, 2018

1 Dem. Rep. of Congo	26.4%
2 United Arab Emirates	17.7%
3 Kenya	12.2%
42 Australia	0.0%

Rwanda's principal import sources, 2018

1 China	19.3%
2 United Arab Emirates	10.1%
3 India	9.3%
46 Australia	0.1%