



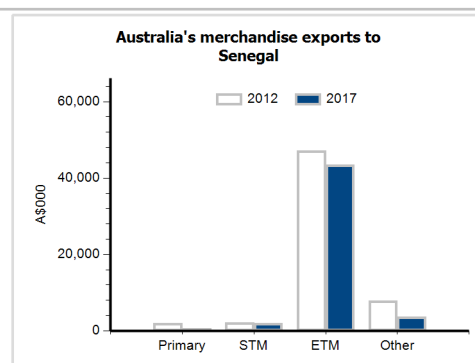
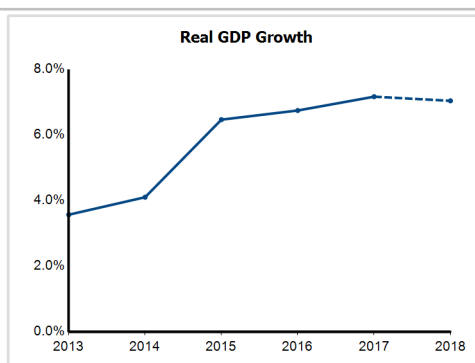
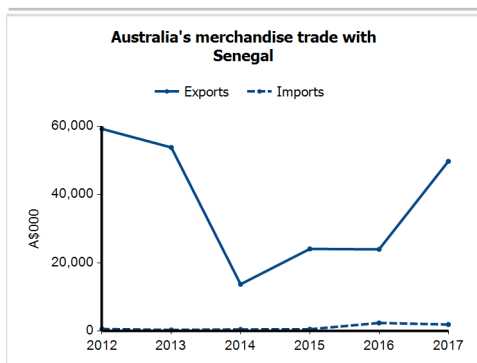
## General information

<b>Capital:</b>	Dakar
<b>Land area:</b>	192,530 sq km
<b>Official language(s):</b>	French
<b>Population:</b>	15.9 million (2017)
<b>Currency:</b>	CFA franc

<b>Head of State</b>	President HE Mr Macky Sall
<b>Head of Government</b>	Prime Minister HE Mr Mohamed Boun Abdallah Dionne

## Economic indicators (a)

	2013	2014	2015	2016	2017	2018
<b>GDP (US\$b) (current prices)</b>	14.9	15.3	13.7	14.7	16.5	19.7
<b>GDP per capita (US\$)</b>	1,053.4	1,054.0	912.8	954.8	1,038.1	1,208.5
<b>GDP PPP (Int'l \$b)</b>	32.2	34.1	36.7	39.6	43.2	47.3
<b>GDP per capita PPP (Int'l \$)</b>	2,276.9	2,342.2	2,448.1	2,571.9	2,726.6	2,900.6
<b>Real GDP growth (% change yoy)</b>	3.6	4.1	6.5	6.7	7.2	7.0
<b>Current account balance (US\$b)</b>	-1.6	-1.4	-1.0	-0.8	-1.5	-1.6
<b>Current account balance (% GDP)</b>	-10.5	-9.0	-7.0	-5.5	-9.4	-7.9
<b>Inflation (% change yoy)</b>	0.7	-1.1	0.1	0.9	1.4	1.5
<b>Unemployment (% labour force)</b>	7.7	6.4	4.8	4.8	4.8	na



## Australia's trade and investment relationship with Senegal (b)

### Australian merchandise trade with Senegal, 2017 (A\$000)

Exports to Senegal	49,784
Imports from Senegal	1,868
Total merchandise trade (exports + imports)	51,653

	Total share	Rank	Growth (yoy)
Exports to Senegal	0.0%	77th	107.9%
Imports from Senegal	0.0%	140th	-20.0%
Total merchandise trade (exports + imports)	0.0%	96th	96.5%

### Major Australian exports, 2017 (A\$000)

Civil engineering equipment & parts	15,551
Specialised machinery & parts	5,172
Pumps (excl liquid pumps) & parts	2,999
Electrical circuits equipment	2,828

### Major Australian imports, 2017 (A\$000)

Cutlery	951
Other ores & concentrates	686
Measuring & analysing instruments	90
Medical instruments (incl veterinary)	58

### Australia's trade in services with Senegal, 2017 (A\$m)

Exports of services to Senegal	39
Imports of services from Senegal	3

	Total share	Rank	Growth (yoy)
Exports of services to Senegal	0.0%	79th	2.6%
Imports of services from Senegal	0.0%	144th	50.0%

### Australia's investment relationship with Senegal, 2017 (A\$m)

Australia's investment in Senegal	np
Senegal's investment in Australia	np

	Total	FDI
Australia's investment in Senegal	np	np
Senegal's investment in Australia	np	np

## Senegal's global merchandise trade relationships

### Senegal's principal export destinations, 2016

1 Mali	17.5%
2 Switzerland	10.2%
3 India	7.9%
81 Australia	0.0%

### Senegal's principal import sources, 2016

1 France	15.9%
2 China	10.3%
3 Nigeria	7.8%
47 Australia	0.1%