



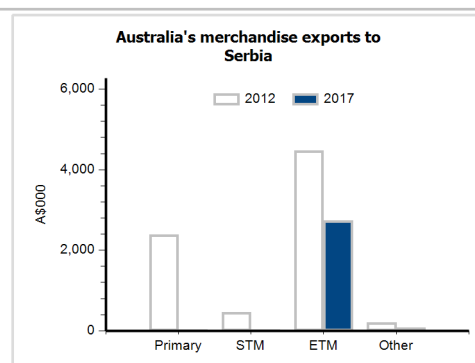
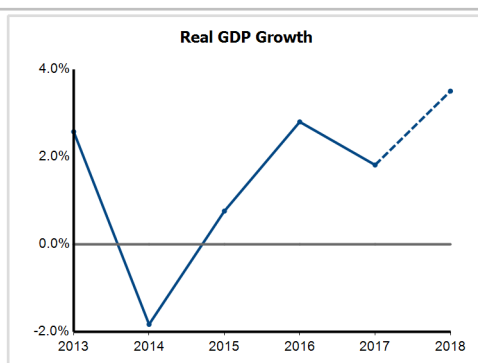
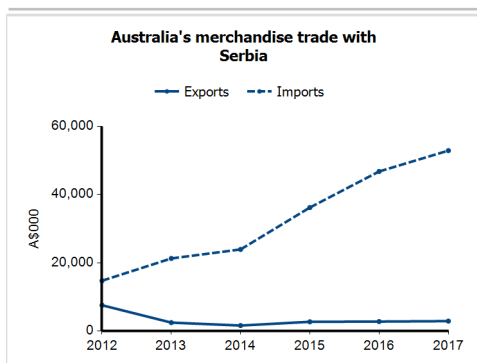
General information

Capital:	Belgrade
Land area:	77,474 sq km
Official language(s):	Serbian
Population:	7.0 million (2017)
Currency:	Dinar

Head of State
President HE Mr Aleksandar Vučić
Head of Government
Prime Minister HE Ms Ana Brnabić

Economic indicators (a)

	2013	2014	2015	2016	2017	2018
GDP (US\$b) (current prices)	45.5	44.2	37.2	38.3	41.5	48.3
GDP per capita (US\$)	6,351.7	6,199.1	5,237.3	5,426.2	5,899.0	6,895.0
GDP PPP (Int'l \$b)	96.0	96.0	97.7	101.7	105.5	111.6
GDP per capita PPP (Int'l \$)	13,398.3	13,454.2	13,773.5	14,414.7	15,000.0	15,941.5
Real GDP growth (% change yoy)	2.6	-1.8	0.8	2.8	1.8	3.5
Current account balance (US\$b)	-2.8	-2.6	-1.8	-1.2	-1.9	-2.2
Current account balance (% GDP)	-6.1	-6.0	-4.7	-3.1	-4.6	-4.5
Inflation (% change yoy)	7.7	2.1	1.4	1.1	3.1	2.7
Unemployment (% labour force)	23.0	19.9	18.2	15.9	14.6	14.3



Australia's trade and investment relationship with Serbia (b)

Australian merchandise trade with Serbia, 2017 (A\$000)

Exports to Serbia	2,869
Imports from Serbia	52,928
Total merchandise trade (exports + imports)	55,797

	Total share	Rank	Growth (yoy)
Exports to Serbia	0.0%	150th	4.5%
Imports from Serbia	0.0%	72nd	13.1%
Total merchandise trade (exports + imports)	0.0%	92nd	12.6%

Major Australian exports, 2017 (A\$000)

Civil engineering equipment & parts	546
Telecom equipment & parts	501
Food processing machines & parts	405
Measuring & analysing instruments	265

Major Australian imports, 2017 (A\$000)

Pumps for liquids & parts	9,493
Glassware	8,619
Fruit, prepared or preserved	6,548
Soap & cleansers	4,285

Australia's trade in services with Serbia, 2017 (A\$m)

Exports of services to Serbia	20
Imports of services from Serbia	64

	Total share	Rank	Growth (yoy)
Exports of services to Serbia	0.0%	94th	0.0%
Imports of services from Serbia	0.1%	67th	-4.5%

Australia's investment relationship with Serbia, 2017 (A\$m)

Australia's investment in Serbia	5
Serbia's investment in Australia	6

	Total	FDI
Australia's investment in Serbia	5	np
Serbia's investment in Australia	6	0

Serbia's global merchandise trade relationships

Serbia's principal export destinations, 2017

1 Italy	13.2%
2 Germany	12.6%
3 Bosnia-Herzegovina	8.0%
53 Australia	0.1%

Serbia's principal import sources, 2017

1 Germany	12.7%
2 Italy	10.0%
3 China	8.2%
80 Australia	0.0%