



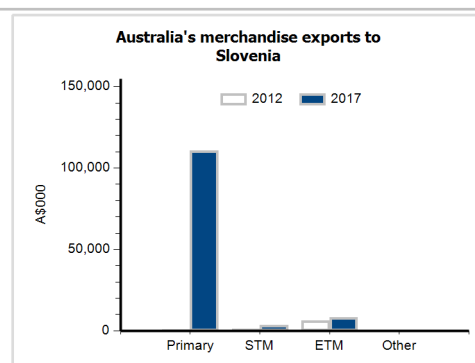
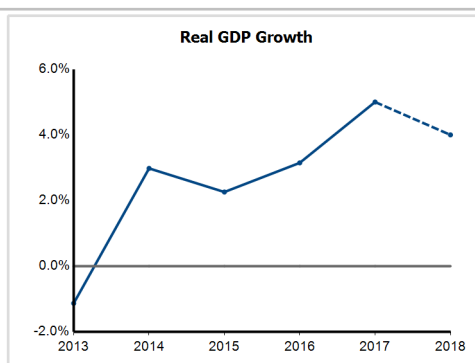
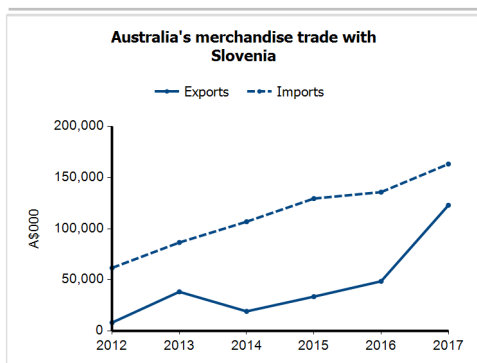
General information

Capital:	Ljubljana
Land area:	20,140 sq km
Official language(s):	Slovene
Population:	2.1 million (2017)
Currency:	Euro

Head of State
President HE Borut Pahor
Head of Government
HE Mr Marjan Šarec

Economic indicators (a)

	2013	2014	2015	2016	2017	2018
GDP (US\$b) (current prices)	48.1	50.0	43.1	44.7	48.9	56.9
GDP per capita (US\$)	23,378.1	24,251.4	20,890.3	21,668.1	23,654.4	27,535.9
GDP PPP (Int'l \$b)	58.7	61.6	63.7	66.5	71.1	75.6
GDP per capita PPP (Int'l \$)	28,534.5	29,879.2	30,858.7	32,215.7	34,407.1	36,566.1
Real GDP growth (% change yoy)	-1.1	3.0	2.3	3.1	5.0	4.0
Current account balance (US\$b)	2.1	2.9	1.9	2.3	3.2	3.2
Current account balance (% GDP)	4.4	5.8	4.4	5.2	6.5	5.7
Inflation (% change yoy)	1.8	0.2	-0.5	-0.1	1.4	1.7
Unemployment (% labour force)	10.1	9.7	9.0	8.0	6.8	5.9



Australia's trade and investment relationship with Slovenia (b)

Australian merchandise trade with Slovenia, 2017 (A\$000)

Exports to Slovenia	122,937
Imports from Slovenia	163,302
Total merchandise trade (exports + imports)	286,239

	Total share	Rank	Growth (yoy)
Exports to Slovenia	0.0%	56th	153.3%
Imports from Slovenia	0.1%	61st	20.3%
Total merchandise trade (exports + imports)	0.0%	64th	55.3%

Major Australian exports, 2017 (A\$000)

Coal	109,226
Aluminium	3,158
Electronic integrated circuits	2,950
Measuring & analysing instruments	1,035

Major Australian imports, 2017 (A\$000)

Medicaments (incl veterinary)	21,280
Specialised machinery & parts	8,749
Passenger motor vehicles	7,394
Electrical machinery & parts, nes	7,036

*Includes \$31m of confidential items, 19% of total imports.

Australia's trade in services with Slovenia, 2017 (A\$m)

Exports of services to Slovenia	20
Imports of services from Slovenia	13

	Total share	Rank	Growth (yoy)
Exports of services to Slovenia	0.0%	94th	5.3%
Imports of services from Slovenia	0.0%	106th	-7.1%

Australia's investment relationship with Slovenia, 2017 (A\$m)

Australia's investment in Slovenia	
Slovenia's investment in Australia	

	Total	FDI
Australia's investment in Slovenia	128	np
Slovenia's investment in Australia	5	0

Slovenia's global merchandise trade relationships

Slovenia's principal export destinations, 2017

1 Germany	18.9%
2 Italy	10.7%
3 Austria	7.3%
33 Australia	0.3%

Slovenia's principal import sources, 2017

1 Germany	16.4%
2 Italy	13.5%
3 Austria	9.3%
70 Australia	0.0%