



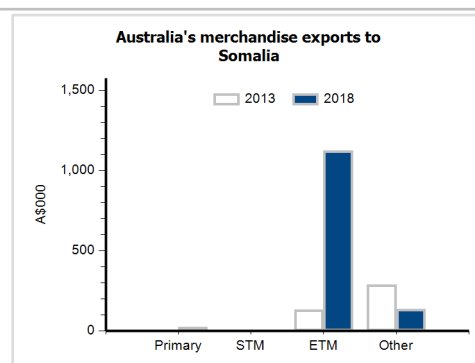
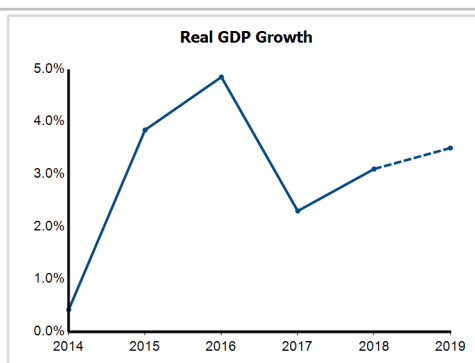
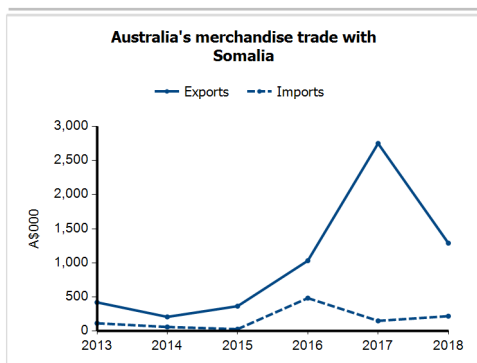
## General information

<b>Capital:</b>	Mogadishu
<b>Land area:</b>	627,340 sq km
<b>Official language(s):</b>	Somali, Arabic
<b>Population:</b>	14.7 million (2018)
<b>Currency:</b>	Somali Shilling

<b>Head of State</b>	President HE Mohamed Abdullahi Mohamed ("Farmaajo")
<b>Head of Government</b>	Prime Minister HE Hassan Ali Khaire

## Economic indicators (a)

	2014	2015	2016	2017	2018	2019
<b>GDP (US\$b) (current prices)</b>	6.4	6.7	6.8	7.1	7.5	7.9
<b>GDP per capita (US\$)</b>	488.8	493.5	491.5	497.6	507.4	na
<b>GDP PPP (Int'l \$b)</b>	17.3	18.2	19.3	20.1	21.2	22.3
<b>GDP per capita PPP (Int'l \$)</b>	1,317.6	1,343.9	1,384.1	1,401.5	1,435.0	na
<b>Real GDP growth (% change yoy)</b>	0.4	3.8	4.9	2.3	3.1	3.5
<b>Current account balance (US\$b)</b>	-0.3	-0.3	-0.4	-0.4	-0.4	-0.4
<b>Current account balance (% GDP)</b>	-5.0	-4.4	-5.9	-5.6	-5.6	-5.3
<b>Inflation (% change yoy)</b>	6.7	6.8	6.8	6.7	6.6	na
<b>Unemployment (% labour force)</b>	6.1	6.1	6.0	6.0	5.9	na



## Australia's trade and investment relationship with Somalia (b)

### Australian merchandise trade with Somalia, 2018 (A\$000)

Exports to Somalia	1,288
Imports from Somalia	216
Total merchandise trade (exports + imports)	1,504

	Total share	Rank	Growth (yoy)
Exports to Somalia	0.0%	174th	-53.2%
Imports from Somalia	0.0%	175th	47.1%
Total merchandise trade (exports + imports)	0.0%	191st	-48.1%

### Major Australian exports, 2018 (A\$000)

Telecom equipment & parts	423
Electrical machinery & parts, nes	365
Electric power machinery & parts	160
Perfumery & cosmetics (excl soap)	57

### Major Australian imports, 2018 (A\$000)

Essential oils & perfumes	172
Fruit & nuts	30
Rubber tyres, treads & tubes	6
Plastic tubes, pipes & hoses	2

\*Includes \$137,000 of confidential items & special transactions, 11% of total exports.

### Australia's trade in services with Somalia, 2018 (A\$m)

Exports of services to Somalia	1
Imports of services from Somalia	10

	Total share	Rank	Growth (yoy)
Exports of services to Somalia	0.0%	160th	0.0%
Imports of services from Somalia	0.0%	119th	11.1%

### Australia's investment relationship with Somalia, 2018 (A\$m)

Australia's investment in Somalia	0
Somalia's investment in Australia	0

	Total	FDI
Australia's investment in Somalia	0	0
Somalia's investment in Australia	0	0

## Somalia's global merchandise trade relationships

### Somalia's principal export destinations, 2018

1 Oman	28.9%
2 United Arab Emirates	26.1%
3 Saudi Arabia	12.8%
37 Australia	0.0%

### Somalia's principal import sources, 2018

1 China	23.7%
2 India	16.2%
3 Ethiopia	11.1%
46 Australia	0.0%