



## General information

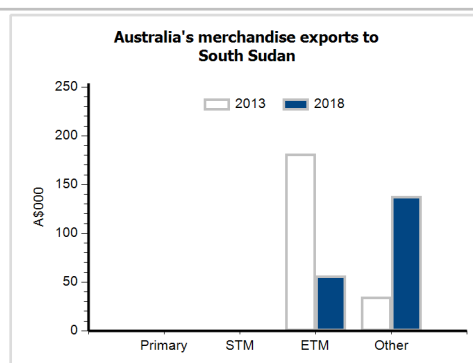
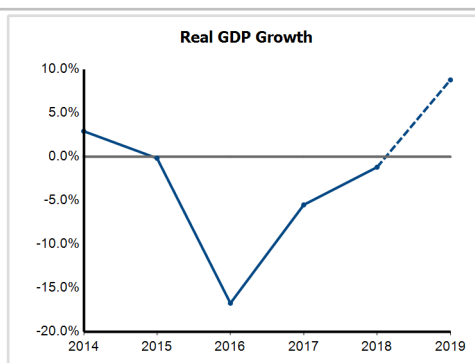
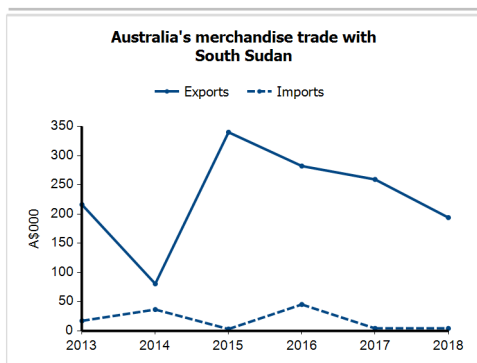
<b>Capital:</b>	Juba
<b>Land area:</b>	644,329 sq km
<b>Official language(s):</b>	English
<b>Population:</b>	13.0 million (2018)
<b>Currency:</b>	South Sudan pound

## Head of State and Head of Government

President HE Gen Salva Kiir Mayardit

## Economic indicators (a)

	2014	2015	2016	2017	2018	2019
<b>GDP (US\$b) (current prices)</b>	15.1	12.5	3.0	2.9	3.9	3.2
<b>GDP per capita (US\$)</b>	1,310.0	1,051.2	241.5	234.3	302.8	235.5
<b>GDP PPP (Int'l \$b)</b>	23.6	23.8	20.0	19.3	19.5	21.6
<b>GDP per capita PPP (Int'l \$)</b>	2,045.6	2,002.9	1,637.8	1,532.8	1,502.1	1,613.1
<b>Real GDP growth (% change yoy)</b>	2.9	-0.2	-16.7	-5.5	-1.2	8.8
<b>Current account balance (US\$b)</b>	-0.2	-0.9	0.0	-0.2	-0.5	-0.4
<b>Current account balance (% GDP)</b>	-1.5	-7.1	0.1	-6.6	-12.5	-12.0
<b>Inflation (% change yoy)</b>	1.7	52.8	379.8	187.9	83.5	24.5
<b>Unemployment (% labour force)</b>	12.2	12.0	11.5	11.5	11.5	na



## Australia's trade and investment relationship with South Sudan (b)

### Australian merchandise trade with South Sudan, 2018 (A\$000)

		Total share	Rank	Growth (yoy)
Exports to South Sudan	194	0.0%	201st	-25.2%
Imports from South Sudan	4	0.0%	216th	-0.8%
Total merchandise trade (exports + imports)	198	0.0%	208th	-24.8%

### Major Australian exports, 2018 (A\$000)

Electrical machinery & parts, nes	24
Lighting fixtures & fittings	12
Women's clothing (excl knitted)	4
Electric power machinery & parts	3

### Major Australian imports, 2018 (A\$000)

Essential oils & perfumes	3
Rotating electric plant & parts	1

\*Includes \$138,000 of special transactions, 71% of total exports.

### Australia's trade in services with South Sudan, 2018 (A\$m)

		Total share	Rank	Growth (yoy)
Exports of services to South Sudan	0	0.0%	..	..
Imports of services from South Sudan	0	0.0%	..	..

### Australia's investment relationship with South Sudan, 2018 (A\$m)

	Total	FDI
Australia's investment in South Sudan	0	0
South Sudan's investment in Australia	0	0

## South Sudan's global merchandise trade relationships

### South Sudan's principal export destinations, 2018

1 China	95.5%
2 India	3.1%
3 Pakistan	1.4%
29 Australia	0.0%

### South Sudan's principal import sources, 2018

1 Uganda	41.7%
2 Kenya	21.9%
3 China	13.2%
34 Australia	0.0%