



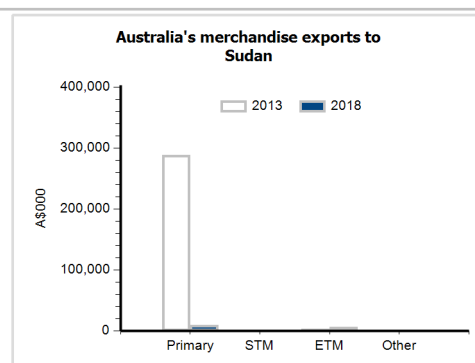
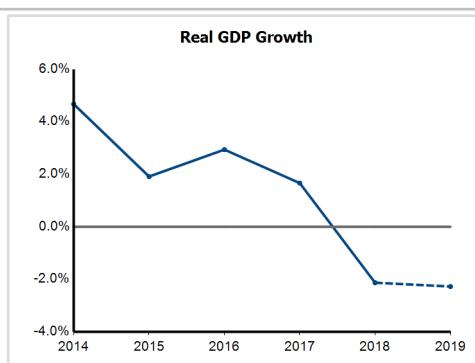
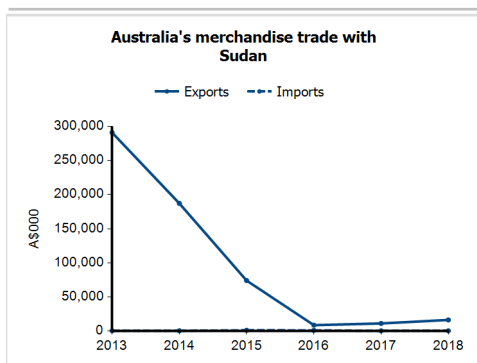
General information

Capital:	Khartoum
Land area:	2,376,000 sq km
Official language(s):	Arabic, English
Population:	42.0 million (2018)
Currency:	Sudanese pound

Head of State and Head of Government
President HE Field Marshal Omer Hassan Ahmed El Bashir

Economic indicators (a)

	2014	2015	2016	2017	2018	2019
GDP (US\$b) (current prices)	60.7	65.3	55.6	45.7	33.9	31.5
GDP per capita (US\$)	1,628.5	1,698.9	1,403.2	1,120.0	807.5	728.1
GDP PPP (Int'l \$b)	159.9	164.7	171.4	177.5	177.7	176.7
GDP per capita PPP (Int'l \$)	4,287.7	4,284.8	4,327.9	4,353.4	4,232.0	4,088.7
Real GDP growth (% change yoy)	4.7	1.9	2.9	1.7	-2.1	-2.3
Current account balance (US\$b)	-3.5	-5.5	-4.2	-4.8	-3.9	-3.1
Current account balance (% GDP)	-5.8	-8.4	-7.6	-10.5	-11.5	-9.9
Inflation (% change yoy)	36.9	16.9	17.8	32.4	63.3	49.6
Unemployment (% labour force)	19.8	21.6	20.6	19.6	19.5	21.4



Australia's trade and investment relationship with Sudan (b)

Australian merchandise trade with Sudan, 2018 (A\$000)

Exports to Sudan	16,084
Imports from Sudan	118
Total merchandise trade (exports + imports)	16,203

	Total share	Rank	Growth (yoy)
Exports to Sudan	0.0%	103rd	46.9%
Imports from Sudan	0.0%	182nd	9.9%
Total merchandise trade (exports + imports)	0.0%	134th	46.5%

Major Australian exports, 2018 (A\$000)

Wheat	4,238
Crude vegetable matter, nes	2,751
Specialised machinery & parts	2,160
Agric machinery (excl tractors) & parts	2,060

Major Australian imports, 2018 (A\$000)

Coffee & substitutes	61
Dyeing & tanning extracts	20
Oil-seeds & oleaginous fruits, soft	17
Fruit, prepared or preserved	12

Australia's trade in services with Sudan, 2018 (A\$m)

Exports of services to Sudan	5
Imports of services from Sudan	24

	Total share	Rank	Growth (yoy)
Exports of services to Sudan	0.0%	129th	66.7%
Imports of services from Sudan	0.0%	102nd	33.3%

Australia's investment relationship with Sudan, 2018 (A\$m)

Australia's investment in Sudan	0
Sudan's investment in Australia	np

	Total	FDI
Australia's investment in Sudan	0	0
Sudan's investment in Australia	np	0

Sudan's global merchandise trade relationships

Sudan's principal export destinations, 2018

1 United Arab Emirates	27.1%
2 Macau (SAR of China)	21.5%
3 Saudi Arabia	15.8%
60 Australia	0.0%

Sudan's principal import sources, 2018

1 Macau (SAR of China)	21.1%
2 India	10.1%
3 United Arab Emirates	9.5%
35 Australia	0.4%