



General information

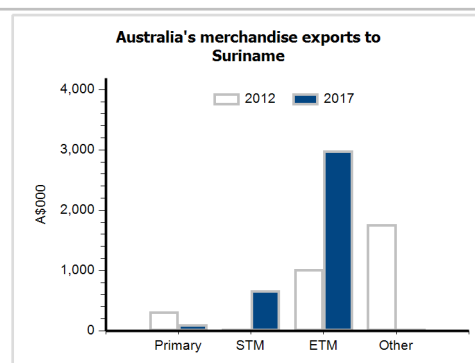
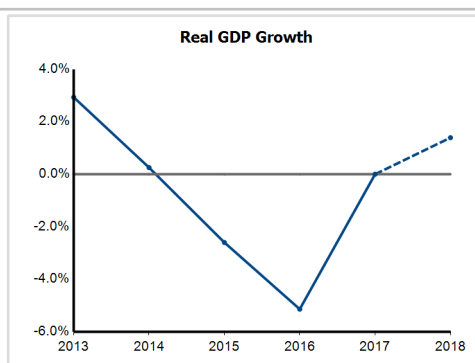
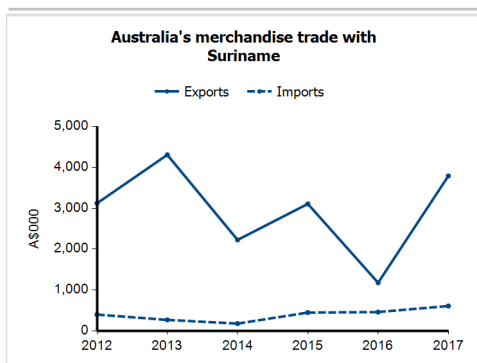
Capital:	Paramaribo
Land area:	156,000 sq km
Official language(s):	Dutch
Population:	582,000 (2017)
Currency:	Suriname dollar

Head of State and Head of Government

President HE Desire Delano Bouterse

Economic indicators (a)

	2013	2014	2015	2016	2017	2018
GDP (US\$b) (current prices)	5.1	5.2	4.8	3.3	3.3	3.9
GDP per capita (US\$)	9,352.0	9,379.0	8,508.0	5,703.4	5,746.4	6,534.4
GDP PPP (Int'l \$b)	8.7	8.8	8.7	8.4	8.5	8.8
GDP per capita PPP (Int'l \$)	15,734.7	15,812.0	15,334.3	14,538.7	14,606.5	14,947.9
Real GDP growth (% change yoy)	2.9	0.3	-2.6	-5.1	0.0	1.4
Current account balance (US\$b)	-0.2	-0.4	-0.8	-0.1	0.3	0.2
Current account balance (% GDP)	-3.8	-7.9	-16.5	-3.1	8.9	6.3
Inflation (% change yoy)	1.9	3.4	6.9	55.5	22.0	8.9
Unemployment (% labour force)	6.6	5.5	8.3	9.6	7.7	7.3



Australia's trade and investment relationship with Suriname (b)

Australian merchandise trade with Suriname, 2017 (A\$000)

Exports to Suriname	3,791
Imports from Suriname	609
Total merchandise trade (exports + imports)	4,400

	Total share	Rank	Growth (yoy)
Exports to Suriname	0.0%	142nd	221.9%
Imports from Suriname	0.0%	161st	31.9%
Total merchandise trade (exports + imports)	0.0%	164th	168.4%

Major Australian exports, 2017 (A\$000)

Coated flat-rolled iron & steel	1,056
Civil engineering equipment & parts	1,055
Miscellaneous chemical products, nes	622
Measuring & analysing instruments	407

Major Australian imports, 2017 (A\$000)

Medical instruments (incl veterinary)	255
Edible products & preparations, nes	140
Plastic articles, nes	46
Glassware	44

Australia's trade in services with Suriname, 2017 (A\$m)

Exports of services to Suriname	0
Imports of services from Suriname	1

	Total share	Rank	Growth (yoy)
Exports of services to Suriname	0.0%	..	-100.0%
Imports of services from Suriname	0.0%	168th	0.0%

Australia's investment relationship with Suriname, 2017 (A\$m)

Australia's investment in Suriname	np
Suriname's investment in Australia	np

	Total	FDI
Australia's investment in Suriname	np	0
Suriname's investment in Australia	np	0

Suriname's global merchandise trade relationships

Suriname's principal export destinations, 2017

1 Switzerland	32.0%
2 Hong Kong (SAR of China)	22.5%
3 Belgium	10.8%
50 Australia	0.0%

Suriname's principal import sources, 2017

1 United States	31.8%
2 The Netherlands	13.8%
3 Trinidad & Tobago	9.7%
41 Australia	0.2%