



Australian Government

Department of Foreign Affairs and Trade

SLOVAK REPUBLIC



Fact sheets are updated biannually; June and December

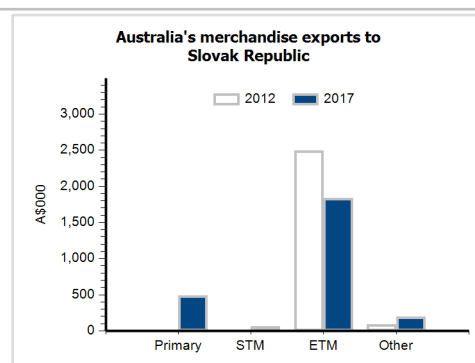
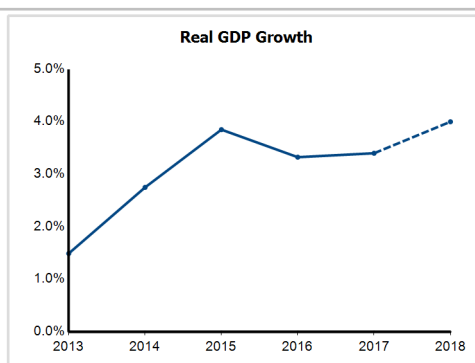
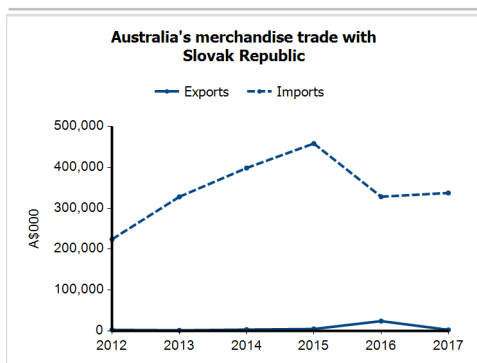
General information

Capital:	Bratislava
Land area:	48,088 sq km
Official language(s):	Slovak
Population:	5.4 million (2017)
Currency:	Euro

Head of State
President HE Mr Andrej Kiska
Head of Government
Prime Minister HE Mr Peter Pellegrini

Economic indicators (a)

	2013	2014	2015	2016	2017	2018
GDP (US\$b) (current prices)	98.5	101.1	87.5	89.8	95.9	111.5
GDP per capita (US\$)	18,205.9	18,668.7	16,148.3	16,550.2	17,664.3	20,508.1
GDP PPP (Int'l \$b)	148.3	155.1	162.8	170.4	179.4	190.8
GDP per capita PPP (Int'l \$)	27,409.3	28,641.6	30,036.9	31,403.1	33,025.2	35,094.8
Real GDP growth (% change yoy)	1.5	2.8	3.9	3.3	3.4	4.0
Current account balance (US\$b)	1.8	1.2	-1.5	-1.3	-1.4	-0.3
Current account balance (% GDP)	1.9	1.1	-1.7	-1.5	-1.5	-0.3
Inflation (% change yoy)	1.5	-0.1	-0.3	-0.5	1.3	1.9
Unemployment (% labour force)	14.2	13.2	11.5	9.7	8.3	7.5



Australia's trade and investment relationship with Slovak Republic (b)

Australian merchandise trade with Slovak Republic, 2017 (A\$000)	Total share	Rank	Growth (yoy)	
Exports to Slovak Republic	2,583	0.0%	154th	-89.2%
Imports from Slovak Republic	337,418	0.1%	50th	2.8%
Total merchandise trade (exports + imports)	340,001	0.1%	59th	-3.5%

Major Australian exports, 2017 (A\$000)

Hides & skins, raw (excl furskins)	432
Aircraft, spacecraft & parts	190
Civil engineering equipment & parts	153
Measuring & analysing instruments	145

Major Australian imports, 2017 (A\$000)

Passenger motor vehicles	211,927
Specialised machinery & parts	14,167
Household equip of base metal, nes	7,419
Pumps (excl liquid pumps) & parts	6,149

Australia's trade in services with Slovak Republic, 2017 (A\$m)

	Total share	Rank	Growth (yoy)	
Exports of services to Slovak Republic	48	0.1%	73rd	-2.0%
Imports of services from Slovak Republic	17	0.0%	100th	21.4%

Australia's investment relationship with Slovak Republic, 2017 (A\$m)

	Total	FDI
Australia's investment in Slovak Republic	48	np
Slovak Republic's investment in Australia	np	0

Slovak Republic's global merchandise trade relationships

Slovak Republic's principal export destinations, 2017

1 Germany	20.6%
2 Czech Republic	11.5%
3 Poland	7.6%
31 Australia	0.2%

Slovak Republic's principal import sources, 2017

1 Germany	16.7%
2 Czech Republic	10.3%
3 China	7.3%
78 Australia	0.0%

Compiled by the Statistics Section, DFAT, using the latest data from the ABS, the IMF and various international sources

(a) Economic indicators data is from the IMF WEO where available, the EIU or other reputable source. Data may include forecasts or projections for recent years. GNI may be shown in lieu of GDP for countries where GDP data is unavailable.
(b) Merchandise trade data is based on published and unpublished ABS data. May exclude confidential items of trade. Totals may not add up due to rounding. Investment data is stocks as at end December.

All data may be subject to future revisions.

GDP - Gross Domestic Product PPP - Purchasing power parity GNI - Gross National Income na - Data is not available np - Data is not published .. - Data is not meaningful Primary - Primary goods STM - Simply transformed manufactures ETM - Elaborately transformed manufactures Other - Other goods including non-monetary gold f.c.f. - Fresh, chilled or frozen nes - Not elsewhere specified