



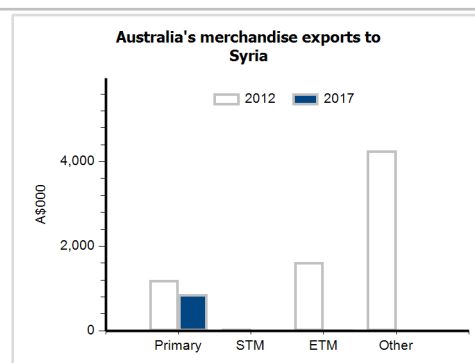
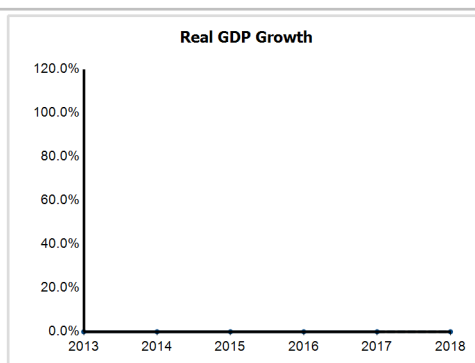
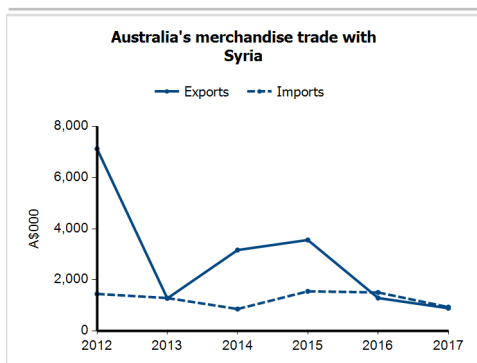
General information

Capital:	Damascus
Land area:	183,630 sq km
Official language(s):	Arabic
Population:	na
Currency:	Syrian pound

Head of State	President HE Dr Bashar Al-Assad
Head of Government	Prime Minister HE Imad Mohammad Deeb Khamis

Economic indicators (a)

	2013	2014	2015	2016	2017	2018
GDP (US\$b) (current prices)	na	na	na	na	na	na
GDP per capita (US\$)	na	na	na	na	na	na
GDP PPP (Int'l \$b)	na	na	na	na	na	na
GDP per capita PPP (Int'l \$)	na	na	na	na	na	na
Real GDP growth (% change yoy)	na	na	na	na	na	na
Current account balance (US\$b)	na	na	na	na	na	na
Current account balance (% GDP)	na	na	na	na	na	na
Inflation (% change yoy)	na	na	na	na	na	na
Unemployment (% labour force)	14.4	14.4	14.6	15.0	15.2	na



Australia's trade and investment relationship with Syria (b)

Australian merchandise trade with Syria, 2017 (A\$000)

		Total share	Rank	Growth (yoy)
Exports to Syria	888	0.0%	181st	-31.0%
Imports from Syria	930	0.0%	155th	-38.2%
Total merchandise trade (exports + imports)	1,819	0.0%	188th	-34.9%

Major Australian exports, 2017 (A\$000)

Vegetables, f.c.f.	327
Milk, cream, whey & yoghurt	206
Animal feed	181
Edible products & preparations, nes	148

Major Australian imports, 2017 (A\$000)

Fixed vegetable oils & fats, soft	207
Spices	198
Vegetables, prepared or preserved	168
Cereal preparations	71

Australia's trade in services with Syria, 2017 (A\$m)

		Total share	Rank	Growth (yoy)
Exports of services to Syria	3	0.0%	136th	50.0%
Imports of services from Syria	5	0.0%	132nd	0.0%

Australia's investment relationship with Syria, 2017 (A\$m)

		Total	FDI
Australia's investment in Syria		0	0
Syria's investment in Australia		0	0

Syria's global merchandise trade relationships

Syria's principal export destinations, 2017

1 Lebanon	33.9%
2 Iraq	10.9%
3 Jordan	9.3%
49 Australia	0.1%

Syria's principal import sources, 2017

1 Russian Federation	33.3%
2 Turkey	17.0%
3 China	9.6%
76 Australia	0.0%