



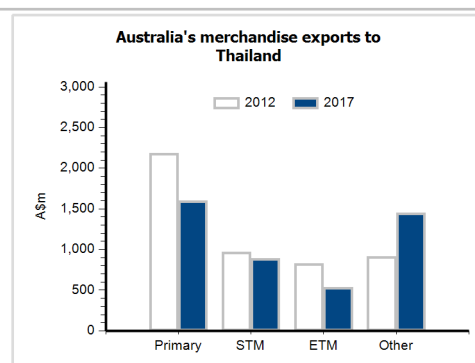
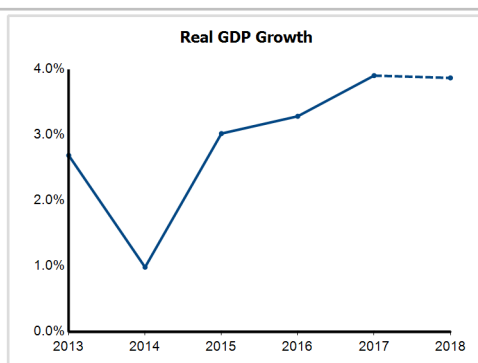
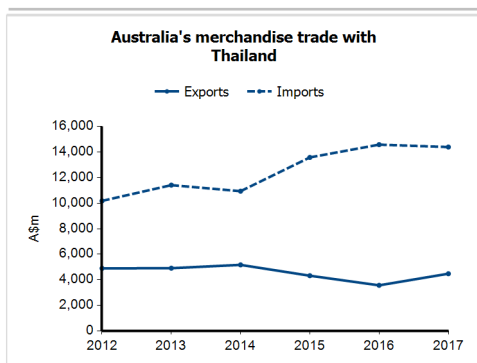
General information

Capital:	Bangkok
Land area:	510,890 sq km
Official language(s):	Thai
Population:	69.1 million (2017)
Currency:	Baht

Head of State	HM King Maha Vajiralongkorn Bodindradebayavarangkun
Head of Government	Prime Minister HE General Prayut Chan-o-cha

Economic indicators (a)

	2013	2014	2015	2016	2017	2018
GDP (US\$b) (current prices)	420.3	407.3	401.4	411.8	455.4	483.7
GDP per capita (US\$)	6,154.5	5,933.0	5,830.8	5,970.4	6,590.6	6,992.2
GDP PPP (Int'l \$b)	1,041.7	1,070.8	1,115.1	1,166.4	1,233.7	1,310.6
GDP per capita PPP (Int'l \$)	15,252.1	15,596.5	16,199.0	16,909.1	17,855.8	18,943.8
Real GDP growth (% change yoy)	2.7	1.0	3.0	3.3	3.9	3.9
Current account balance (US\$b)	-4.9	15.2	32.1	48.2	49.3	45.0
Current account balance (% GDP)	-1.2	3.7	8.0	11.7	10.8	9.3
Inflation (% change yoy)	2.2	1.9	-0.9	0.2	0.7	1.4
Unemployment (% labour force)	0.7	0.8	0.9	0.8	0.7	0.7



Australia's trade and investment relationship with Thailand (b)

Australian merchandise trade with Thailand, 2017 (A\$m)

Exports to Thailand	4,476
Imports from Thailand	14,394
Total merchandise trade (exports + imports)	18,870

	Total share	Rank	Growth (yoy)
Exports to Thailand	1.5%	14th	25.5%
Imports from Thailand	5.0%	5th	-1.3%
Total merchandise trade (exports + imports)	3.2%	6th	4.0%

Major Australian exports, 2017 (A\$m)

Gold	949
Coal	361
Aluminium	351
Crude petroleum	274

Major Australian imports, 2017 (A\$m)

Goods vehicles	5,130
Passenger motor vehicles	2,439
Heating & cooling equipment & parts	759
Household-type equipment, nes	457

*Includes \$503m of confidential items & special transactions, estimated to be LNG & crude petroleum, 11% of total exports. Crude petroleum figure is understated due to confidentiality.

Australia's trade in services with Thailand, 2017 (A\$m)

Exports of services to Thailand	1,305
Imports of services from Thailand	2,844

	Total share	Rank	Growth (yoy)
Exports of services to Thailand	1.5%	16th	16.4%
Imports of services from Thailand	3.2%	10th	23.4%

Major Australian services exports, 2017 (A\$m)

Education-related travel	819
Personal travel excluding education	243

Major Australian services imports, 2017 (A\$m)

Personal travel excluding education	2,100
Transport	558

Australia's investment relationship with Thailand, 2017 (A\$m)

Australia's investment in Thailand	
Thailand's investment in Australia	

	Total	FDI
Australia's investment in Thailand	4,453	1,580
Thailand's investment in Australia	3,120	2,216

Thailand's global merchandise trade relationships

Thailand's principal export destinations, 2017

1 China	12.5%
2 United States	11.2%
3 Japan	9.4%
6 Australia	4.4%

Thailand's principal import sources, 2017

1 China	19.9%
2 Japan	14.4%
3 United States	6.7%
14 Australia	2.0%