



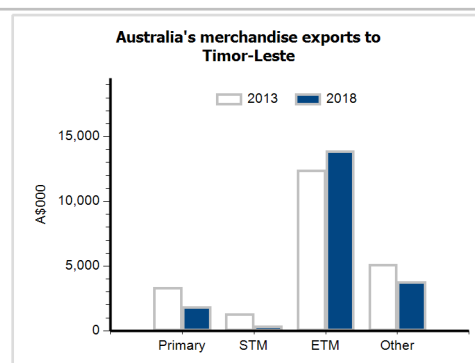
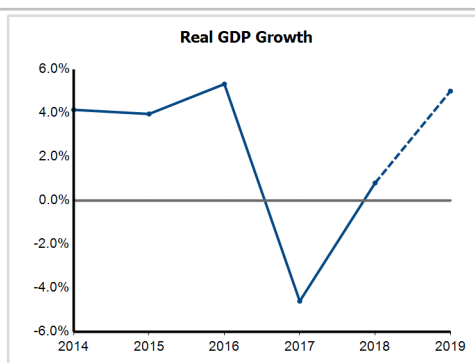
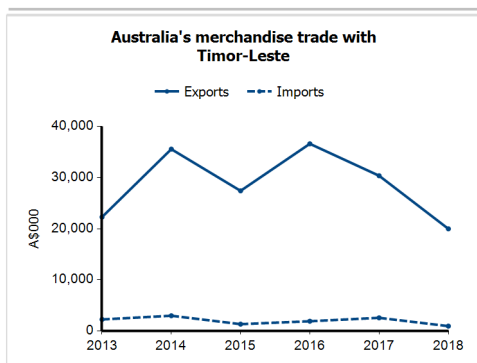
## General information

<b>Capital:</b>	Dili
<b>Land area:</b>	14,870 sq km
<b>Official language(s):</b>	Portuguese, Tetum
<b>Population:</b>	1.3 million (2018)
<b>Currency:</b>	United States dollar

<b>Head of State</b>	President HE Dr Francisco Guterres Lú Olo
<b>Head of Government</b>	Prime Minister HE Mr Jose Maria 'Taur Matan Ruak' Vasconcelos

## Economic indicators (a)

	2014	2015	2016	2017	2018	2019
<b>GDP (US\$b) (current prices)</b>	4.0	3.1	2.5	2.8	3.1	3.1
<b>GDP per capita (US\$)</b>	3,494.8	2,620.3	2,079.6	2,239.7	2,435.1	2,422.3
<b>GDP PPP (Int'l \$b)</b>	5.8	7.1	7.3	7.1	6.7	7.2
<b>GDP per capita PPP (Int'l \$)</b>	5,040.2	6,016.2	5,993.1	5,700.1	5,241.8	5,560.5
<b>Real GDP growth (% change yoy)</b>	4.1	4.0	5.3	-4.6	0.8	5.0
<b>Current account balance (US\$b)</b>	1.1	0.2	-0.5	-0.3	-0.1	0.1
<b>Current account balance (% GDP)</b>	27.0	6.6	-21.6	-10.2	-2.4	1.8
<b>Inflation (% change yoy)</b>	0.8	0.6	-1.5	0.5	2.3	2.5
<b>Unemployment (% labour force)</b>	3.3	3.3	3.4	3.4	3.5	na



## Australia's trade and investment relationship with Timor-Leste (b)

### Australian merchandise trade with Timor-Leste, 2018 (A\$000)

Exports to Timor-Leste	19,978
Imports from Timor-Leste	932
Total merchandise trade (exports + imports)	20,910

	Total share	Rank	Growth (yoy)
Exports to Timor-Leste	0.0%	101st	-34.2%
Imports from Timor-Leste	0.0%	158th	-63.6%
Total merchandise trade (exports + imports)	0.0%	125th	-36.5%

### Major Australian exports, 2018 (A\$000)

Passenger motor vehicles	2,770
Prams, toys, games & sporting goods	2,165
Aircraft, spacecraft & parts	2,095
Vehicle parts & accessories	735

### Major Australian imports, 2018 (A\$000)

Coffee & substitutes	628
Iron, steel, aluminium structures	269
Crude vegetable matter, nes	10
Made-up textile articles, nes	7

\*Includes \$4m of confidential items & special transactions, 18% of total exports.

### Australia's trade in services with Timor-Leste, 2018 (A\$m)

Exports of services to Timor-Leste	48
Imports of services from Timor-Leste	143

	Total share	Rank	Growth (yoy)
Exports of services to Timor-Leste	0.1%	74th	14.3%
Imports of services from Timor-Leste	0.1%	53rd	10.0%

### Australia's investment relationship with Timor-Leste, 2018 (A\$m)

Australia's investment in Timor-Leste	
Timor-Leste's investment in Australia	

	Total	FDI
Australia's investment in Timor-Leste	10,421	np
Timor-Leste's investment in Australia	np	0

## Timor-Leste's global merchandise trade relationships

### Timor-Leste's principal export destinations, 2018

1 Indonesia	49.4%
2 United States	15.7%
3 China	11.5%
6 Australia	1.7%

### Timor-Leste's principal import sources, 2018

1 China	22.2%
2 Singapore	17.7%
3 Hong Kong (SAR of China)	14.9%
8 Australia	2.5%