



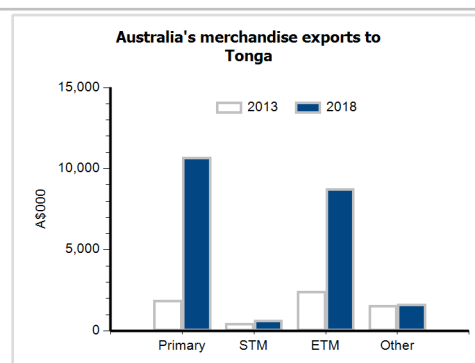
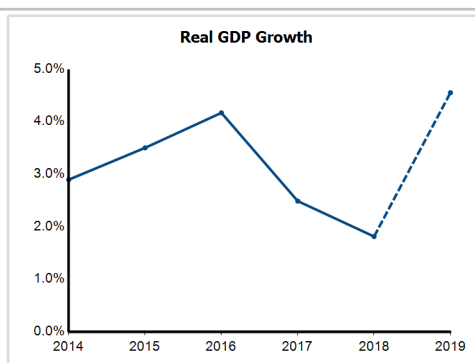
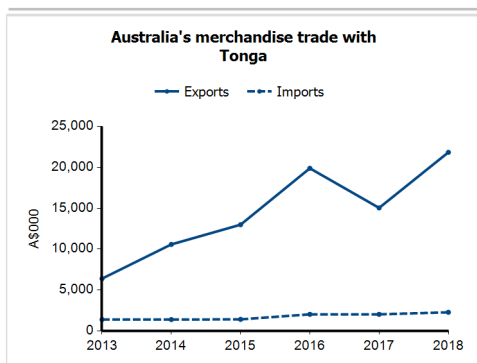
General information

Capital:	Nuku'alofa
Land area:	720 sq km
Official language(s):	Tongan, English
Population:	101,000 (2018)
Currency:	Pa'anga

Head of State	HM King Tupou VI
Head of Government	Prime Minister Hon 'Akilisi Pohiva

Economic indicators (a)

	2014	2015	2016	2017	2018	2019
GDP (US\$b) (current prices)	0.4	0.4	0.4	0.5	0.5	0.5
GDP per capita (US\$)	4,277.6	4,021.7	4,249.1	4,520.9	4,665.2	4,888.0
GDP PPP (Int'l \$b)	0.5	0.5	0.6	0.6	0.6	0.7
GDP per capita PPP (Int'l \$)	4,921.5	5,228.8	5,626.5	5,875.2	6,110.5	6,495.8
Real GDP growth (% change yoy)	2.9	3.5	4.2	2.5	1.8	4.6
Current account balance (US\$b)	0.0	0.0	0.0	0.0	0.0	-0.1
Current account balance (% GDP)	-10.0	-10.7	-6.6	-6.4	-9.9	-11.8
Inflation (% change yoy)	1.2	-1.1	2.6	7.4	3.9	5.8
Unemployment (% labour force)	1.1	1.1	1.1	1.1	1.2	na



Australia's trade and investment relationship with Tonga (b)

Australian merchandise trade with Tonga, 2018 (A\$000)

Exports to Tonga	21,845
Imports from Tonga	2,277
Total merchandise trade (exports + imports)	24,122

	Total share	Rank	Growth (yoy)
Exports to Tonga	0.0%	97th	45.2%
Imports from Tonga	0.0%	138th	12.5%
Total merchandise trade (exports + imports)	0.0%	122nd	41.3%

Major Australian exports, 2018 (A\$000)

Meat (excl beef), f.c.f.	5,016
Liquefied propane & butane	3,166
Measuring & analysing instruments	1,657
Beef, f.c.f.	1,334

Major Australian imports, 2018 (A\$000)

Vegetables, f.c.f.	1,171
Fruit & nuts	295
Fish, f.c.f.	144
Musical instruments & parts	124

Australia's trade in services with Tonga, 2018 (A\$m)

Exports of services to Tonga	37
Imports of services from Tonga	56

	Total share	Rank	Growth (yoy)
Exports of services to Tonga	0.0%	79th	15.6%
Imports of services from Tonga	0.1%	75th	14.3%

Australia's investment relationship with Tonga, 2018 (A\$m)

Australia's investment in Tonga	np
Tonga's investment in Australia	0

	Total	FDI
Australia's investment in Tonga	np	np
Tonga's investment in Australia	np	0

Tonga's global merchandise trade relationships

Tonga's principal export destinations, 2018

1 Hong Kong (SAR of China)	30.3%
2 New Zealand	15.1%
3 <i>Australia</i>	<i>14.1%</i>
4 United States	14.1%

Tonga's principal import sources, 2018

1 New Zealand	39.3%
2 United States	12.9%
3 <i>Australia</i>	<i>12.2%</i>
4 Singapore	8.6%