



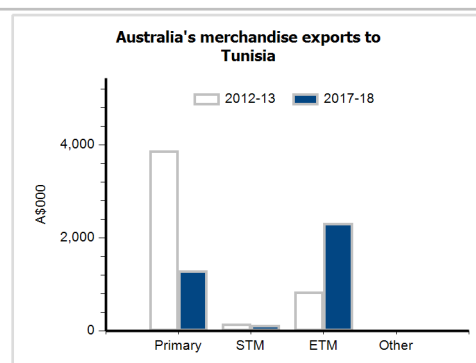
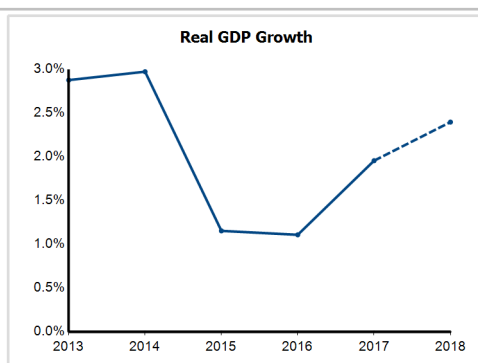
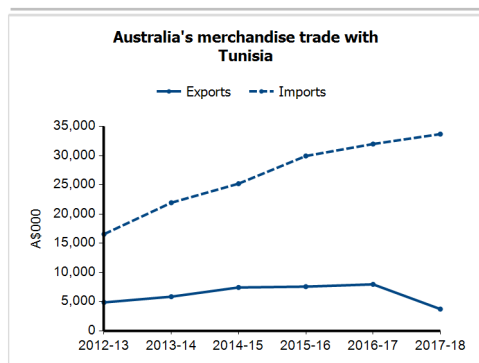
## General information

<b>Capital:</b>	Tunis
<b>Land area:</b>	155,360 sq km
<b>Official language(s):</b>	Arabic
<b>Population:</b>	11.5 million (2017)
<b>Currency:</b>	Tunisian dinar

<b>Head of State</b>
President Mr Mohamed Beji Caid Essebsi
<b>Head of Government</b>
Prime Minister Mr Youssef Chahed

## Economic indicators (a)

	2013	2014	2015	2016	2017	2018
<b>GDP (US\$b) (current prices)</b>	46.2	47.6	43.2	41.8	40.0	41.7
<b>GDP per capita (US\$)</b>	4,198.8	4,274.5	3,827.6	3,666.3	3,464.7	3,573.4
<b>GDP PPP (Int'l \$b)</b>	120.8	126.8	129.6	132.5	137.7	144.2
<b>GDP per capita PPP (Int'l \$)</b>	10,971.2	11,377.4	11,497.8	11,618.7	11,936.2	12,369.9
<b>Real GDP growth (% change yoy)</b>	2.9	3.0	1.2	1.1	2.0	2.4
<b>Current account balance (US\$b)</b>	-3.9	-4.3	-3.8	-3.7	-4.2	-4.0
<b>Current account balance (% GDP)</b>	-8.4	-9.1	-8.9	-8.8	-10.5	-9.6
<b>Inflation (% change yoy)</b>	5.8	4.9	4.9	3.7	5.3	8.1
<b>Unemployment (% labour force)</b>	15.3	15.0	15.4	15.5	15.5	15.2



## Australia's trade and investment relationship with Tunisia (b)

## Australian merchandise trade with Tunisia, 2017-18 (A\$000)

Exports to Tunisia	3,733
Imports from Tunisia	33,702
Total merchandise trade (exports + imports)	37,435

	Total share	Rank	Growth (yoy)
Exports to Tunisia	0.0%	137th	-53.2%
Imports from Tunisia	0.0%	86th	5.3%
Total merchandise trade (exports + imports)	0.0%	106th	-6.4%

## Major Australian exports, 2017-18 (A\$000)

Wool & other animal hair (incl tops)	698
Furniture, mattresses & cushions	637
Pigments, paints & varnishes	618
Telecom equipment & parts	279

## Major Australian imports, 2017-18 (A\$000)

Men's clothing (excl knitted)	5,164
Other textile clothing	3,312
Women's clothing (excl knitted)	2,918
Salts of inorganic acids & metals	2,918

## Australia's trade in services with Tunisia, 2017-18 (A\$m)

Exports of services to Tunisia	2
Imports of services from Tunisia	2

	Total share	Rank	Growth (yoy)
Exports of services to Tunisia	0.0%	148th	0.0%
Imports of services from Tunisia	0.0%	148th	0.0%

## Australia's investment relationship with Tunisia, 2017 (A\$m)

Australia's investment in Tunisia	np
Tunisia's investment in Australia	np

	Total	FDI
Australia's investment in Tunisia	np	np
Tunisia's investment in Australia	np	np

## Tunisia's global merchandise trade relationships

## Tunisia's principal export destinations, 2017

1 France	30.6%
2 Italy	16.5%
3 Germany	11.6%
71 Australia	0.0%

## Tunisia's principal import sources, 2017

1 Italy	15.6%
2 France	15.1%
3 China	9.0%
69 Australia	0.0%