



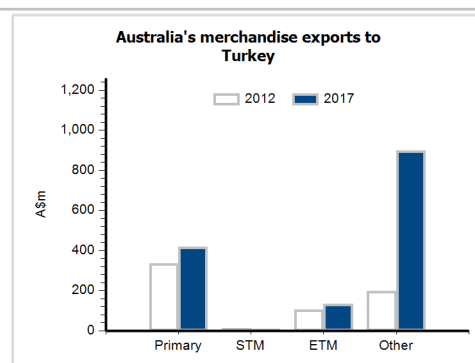
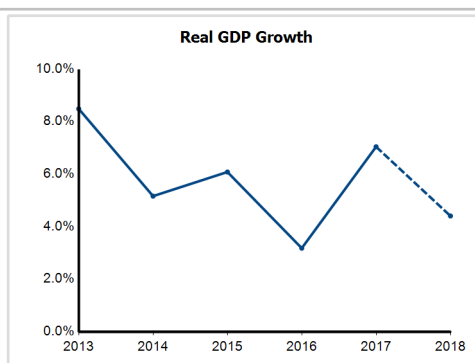
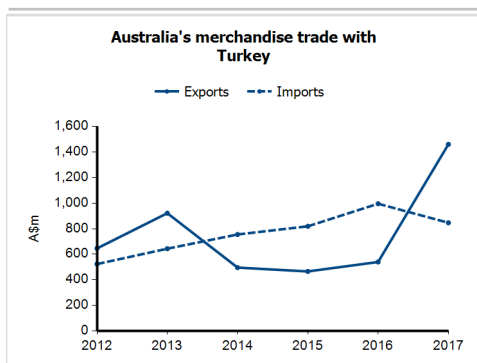
## General information

<b>Capital:</b>	Ankara
<b>Land area:</b>	769,630 sq km
<b>Official language(s):</b>	Turkish
<b>Population:</b>	80.8 million (2017)
<b>Currency:</b>	Lira

<b>Head of State</b>
President HE Mr Recep Tayyip Erdoğan
<b>Head of Government</b>

## Economic indicators (a)

	2013	2014	2015	2016	2017	2018
<b>GDP (US\$b) (current prices)</b>	950.3	934.1	859.4	863.4	849.5	909.9
<b>GDP per capita (US\$)</b>	12,395.4	12,022.2	10,914.9	10,817.4	10,512.0	11,114.3
<b>GDP PPP (Int'l \$b)</b>	1,662.4	1,779.6	1,908.4	1,994.3	2,173.2	2,320.6
<b>GDP per capita PPP (Int'l \$)</b>	21,682.5	22,904.9	24,236.4	24,986.3	26,892.9	28,346.6
<b>Real GDP growth (% change yoy)</b>	8.5	5.2	6.1	3.2	7.0	4.4
<b>Current account balance (US\$b)</b>	-63.6	-43.6	-32.1	-33.1	-47.1	-49.1
<b>Current account balance (% GDP)</b>	-6.7	-4.7	-3.7	-3.8	-5.5	-5.4
<b>Inflation (% change yoy)</b>	7.5	8.9	7.7	7.8	11.1	11.4
<b>Unemployment (% labour force)</b>	9.0	9.9	10.3	10.9	11.0	10.7



## Australia's trade and investment relationship with Turkey (b)

### Australian merchandise trade with Turkey, 2017 (A\$m)

		<b>Total share</b>	<b>Rank</b>	<b>Growth (yoy)</b>
Exports to Turkey	1,460	0.5%	22nd	170.7%
Imports from Turkey	847	0.3%	33rd	-15.0%
<b>Total merchandise trade (exports + imports)</b>	<b>2,307</b>	<b>0.4%</b>	<b>29th</b>	<b>50.3%</b>

### Major Australian exports, 2017 (A\$m)

Gold	896
Cotton	131
Coal	124
Medicaments (incl veterinary)	94

### Major Australian imports, 2017 (A\$m)

Fruit & nuts	88
Goods vehicles	69
Lime, cement & construction materials	48
Household-type equipment, nes	37

### Australia's trade in services with Turkey, 2017 (A\$m)

		<b>Total share</b>	<b>Rank</b>	<b>Growth (yoy)</b>
Exports of services to Turkey	108	0.1%	54th	13.7%
Imports of services from Turkey	150	0.2%	43rd	-2.0%

### Major Australian services exports, 2017 (A\$m)

Education-related travel	67
Personal travel excluding education	23

### Major Australian services imports, 2017 (A\$m)

Personal travel excluding education	121
Business-related travel	9

### Australia's investment relationship with Turkey, 2017 (A\$m)

	<b>Total</b>	<b>FDI</b>
Australia's investment in Turkey	2,317	np
Turkey's investment in Australia	np	np

## Turkey's global merchandise trade relationships

### Turkey's principal export destinations, 2017

1 Germany	9.6%
2 United Kingdom	6.1%
3 United Arab Emirates	5.8%
53 Australia	0.3%

### Turkey's principal import sources, 2017

1 China	10.0%
2 Germany	9.1%
3 Russian Federation	8.3%
25 Australia	0.9%