

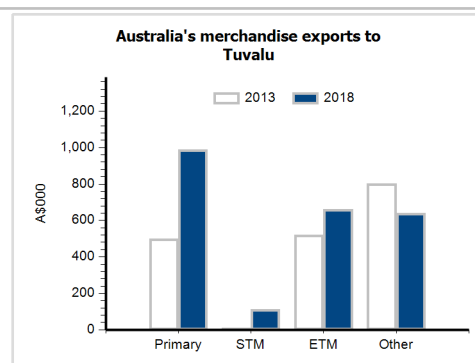
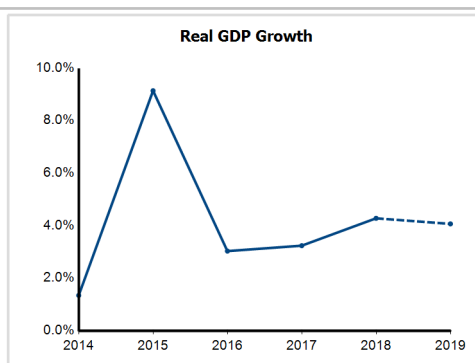
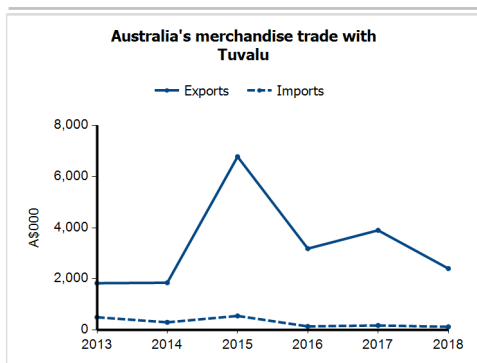
General information

Capital:	Fongafale
Land area:	30 sq km
Official language(s):	Tuvaluan, English
Population:	11,000 (2018)
Currency:	Australian dollar

Head of State	HM Queen Elizabeth II, represented by the Governor-General The Hon Sir Iakoba Taea Italei
Head of Government	Prime Minister The Hon Enele Sopoaga

Economic indicators (a)

	2014	2015	2016	2017	2018	2019
GDP (US\$b) (current prices)	0.0	0.0	0.0	0.0	0.0	0.0
GDP per capita (US\$)	3,459.5	3,281.0	3,362.1	3,688.7	4,096.2	4,421.2
GDP PPP (Int'l \$b)	0.0	0.0	0.0	0.0	0.0	0.0
GDP per capita PPP (Int'l \$)	3,192.8	3,508.3	3,640.1	3,814.6	4,051.9	4,275.2
Real GDP growth (% change yoy)	1.3	9.1	3.0	3.2	4.3	4.1
Current account balance (US\$b)	0.0	0.0	0.0	0.0	0.0	0.0
Current account balance (% GDP)	2.9	-52.8	23.2	4.2	3.5	-2.0
Inflation (% change yoy)	1.1	3.1	3.5	4.1	4.2	3.7
Unemployment (% labour force)	na	na	na	na	na	na



Australia's trade and investment relationship with Tuvalu (b)

Australian merchandise trade with Tuvalu, 2018 (A\$000)

		Total share	Rank	Growth (yoy)
Exports to Tuvalu	2,401	0.0%	153rd	-38.4%
Imports from Tuvalu	120	0.0%	181st	-30.7%
Total merchandise trade (exports + imports)	2,521	0.0%	173rd	-38.1%

Major Australian exports, 2018 (A\$000)

Sugars, molasses & honey	280
Meat (excl beef), f.c.f.	234
Alcoholic beverages	152
Other inorganic chemicals	104

*Includes \$589,000 of confidential items & special transactions, 25% of total exports.

Major Australian imports, 2018 (A\$000)

Electronic integrated circuits	28
Pumps for liquids & parts	19
Cutlery	16
Alcoholic beverages	12

Australia's trade in services with Tuvalu, 2018 (A\$m)

		Total share	Rank	Growth (yoy)
Exports of services to Tuvalu	2	0.0%	147th	-33.3%
Imports of services from Tuvalu	1	0.0%	173rd	0.0%

Australia's investment relationship with Tuvalu, 2018 (A\$m)

	Total	FDI
Australia's investment in Tuvalu	0	0
Tuvalu's investment in Australia	np	0

Tuvalu's global merchandise trade relationships

Tuvalu's principal export destinations, 2018

1 The Philippines	51.6%
2 Ecuador	32.7%
3 Mexico	4.8%
26 Australia	0.0%

Tuvalu's principal import sources, 2018

1 Singapore	55.6%
2 Fiji	7.4%
3 Australia	6.8%
4 United States	6.5%