



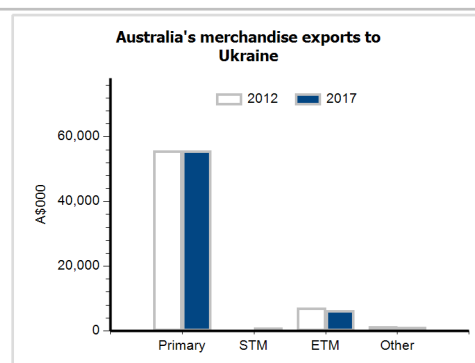
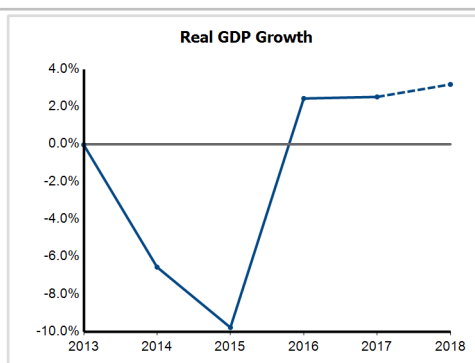
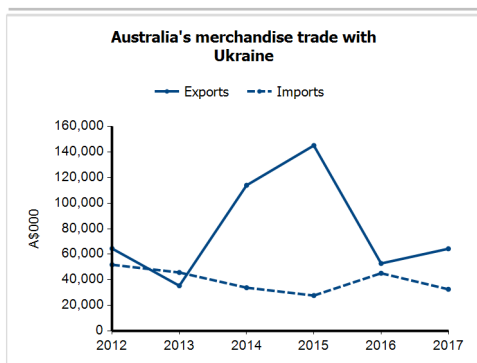
General information

Capital:	Kyiv (Kiev)
Land area:	579,320 sq km
Official language(s):	Ukrainian
Population:	42.3 million (2017)
Currency:	Hryvnia

Head of State	President HE Mr Petro Poroshenko
Head of Government	HE Mr Volodymyr Groysman

Economic indicators (a)

	2013	2014	2015	2016	2017	2018
GDP (US\$b) (current prices)	179.6	132.3	90.9	93.3	109.3	119.1
GDP per capita (US\$)	3,968.8	3,095.1	2,135.2	2,198.8	2,582.8	2,820.6
GDP PPP (Int'l \$b)	392.6	373.4	340.6	353.3	368.8	389.2
GDP per capita PPP (Int'l \$)	8,676.2	8,733.0	7,996.6	8,330.7	8,713.0	9,214.6
Real GDP growth (% change yoy)	0.0	-6.6	-9.8	2.4	2.5	3.2
Current account balance (US\$b)	-16.5	-5.1	-0.3	-3.8	-4.0	-4.4
Current account balance (% GDP)	-9.2	-3.9	-0.3	-4.1	-3.7	-3.7
Inflation (% change yoy)	-0.3	12.1	48.7	13.9	14.4	11.0
Unemployment (% labour force)	7.2	9.3	9.1	9.3	9.4	9.2



Australia's trade and investment relationship with Ukraine (b)

Australian merchandise trade with Ukraine, 2017 (A\$000)

		Total share	Rank	Growth (yoy)
Exports to Ukraine	64,300	0.0%	69th	21.8%
Imports from Ukraine	32,572	0.0%	80th	-27.8%
Total merchandise trade (exports + imports)	96,872	0.0%	82nd	-1.1%

Major Australian exports, 2017 (A\$000)

Coal	49,815
Aluminium ores & conc (incl alumina)	3,902
Measuring & analysing instruments	2,498
Medicaments (incl veterinary)	1,305

Major Australian imports, 2017 (A\$000)

Fixed vegetable oils & fats, soft	12,422
Ships, boats & floating structures	3,419
Pumps (excl liquid pumps) & parts	2,417
Aircraft, spacecraft & parts	1,759

Australia's trade in services with Ukraine, 2017 (A\$m)

		Total share	Rank	Growth (yoy)
Exports of services to Ukraine	26	0.0%	92nd	0.0%
Imports of services from Ukraine	13	0.0%	106th	8.3%

Australia's investment relationship with Ukraine, 2017 (A\$m)

	Total	FDI
Australia's investment in Ukraine	49	np
Ukraine's investment in Australia	np	0

Ukraine's global merchandise trade relationships

Ukraine's principal export destinations, 2017

1 Russian Federation	9.1%
2 Poland	6.3%
3 Turkey	5.8%
102 Australia	0.0%

Ukraine's principal import sources, 2017

1 Russian Federation	14.6%
2 China	11.4%
3 Germany	10.5%
44 Australia	0.3%