



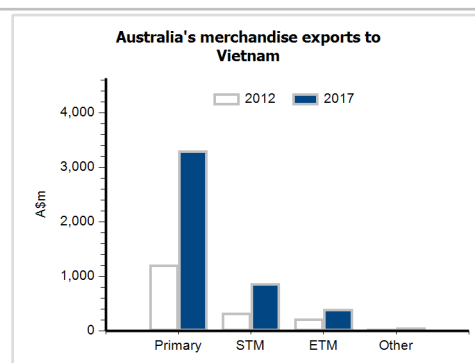
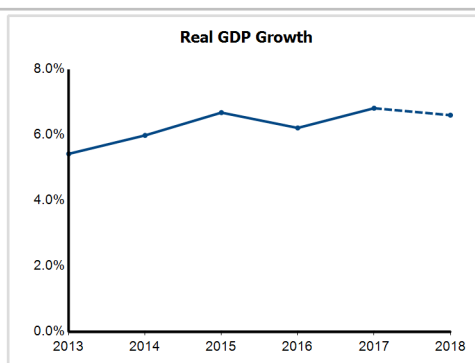
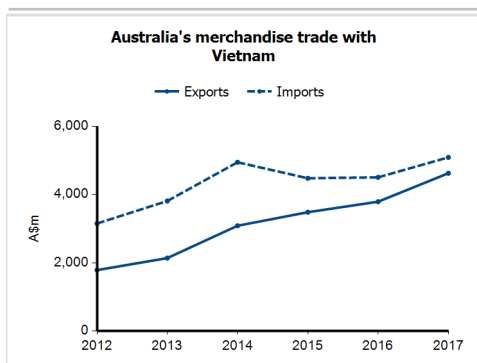
General information

Capital:	Hanoi
Land area:	310,070 sq km
Official language(s):	Vietnamese
Population:	93.6 million (2017)
Currency:	Dong

Head of State
President HE Mr Tran Dai Quang
Head of Government
Prime Minister HE Mr Nguyen Xuan Phuc

Economic indicators (a)

	2013	2014	2015	2016	2017	2018
GDP (US\$b) (current prices)	170.6	185.9	191.5	201.3	220.4	240.8
GDP per capita (US\$)	1,900.2	2,049.0	2,087.5	2,171.8	2,353.7	2,545.9
GDP PPP (Int'l \$b)	475.8	513.3	553.5	595.4	647.4	705.8
GDP per capita PPP (Int'l \$)	5,300.3	5,657.3	6,035.0	6,423.2	6,913.1	7,462.6
Real GDP growth (% change yoy)	5.4	6.0	6.7	6.2	6.8	6.6
Current account balance (US\$b)	7.7	9.1	-0.1	6.1	9.1	7.3
Current account balance (% GDP)	4.5	4.9	-0.1	3.1	4.1	3.0
Inflation (% change yoy)	6.6	4.1	0.6	2.7	3.5	3.8
Unemployment (% labour force)	2.8	2.1	2.3	2.3	2.2	2.2



Australia's trade and investment relationship with Vietnam (b)

Australian merchandise trade with Vietnam, 2017 (A\$m)

		Total share	Rank	Growth (yoy)
Exports to Vietnam	4,628	1.5%	13th	22.0%
Imports from Vietnam	5,094	1.8%	13th	13.0%
Total merchandise trade (exports + imports)	9,723	1.6%	15th	17.1%

Major Australian exports, 2017 (A\$m)

Coal	617
Wheat	542
Crustaceans, f.c.f.	489
Aluminium	390

Major Australian imports, 2017 (A\$m)

Telecom equipment & parts	1,210
Crude petroleum	395
Footwear	381
Monitors, projectors & TVs	339

Australia's trade in services with Vietnam, 2017 (A\$m)

		Total share	Rank	Growth (yoy)
Exports of services to Vietnam	1,541	1.8%	13th	10.7%
Imports of services from Vietnam	1,524	1.7%	16th	36.4%

Major Australian services exports, 2017 (A\$m)

Education-related travel	1,254
Personal travel excluding education	191

Major Australian services imports, 2017 (A\$m)

Personal travel excluding education	1,197
Transport	185

Australia's investment relationship with Vietnam, 2017 (A\$m)

	Total	FDI
Australia's investment in Vietnam	2,335	2,025
Vietnam's investment in Australia	735	np

Vietnam's global merchandise trade relationships

Vietnam's principal export destinations, 2017

1 United States	20.1%
2 China	14.5%
3 Japan	7.9%
16 Australia	1.6%

Vietnam's principal import sources, 2017

1 China	25.8%
2 Republic of Korea	20.4%
3 Japan	7.8%
12 Australia	1.3%