



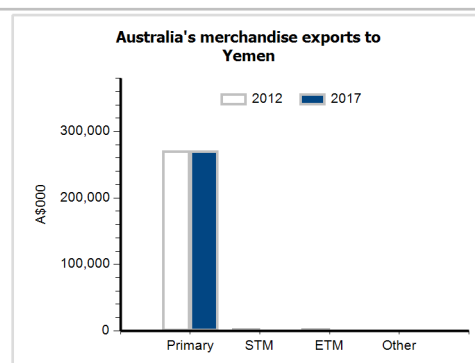
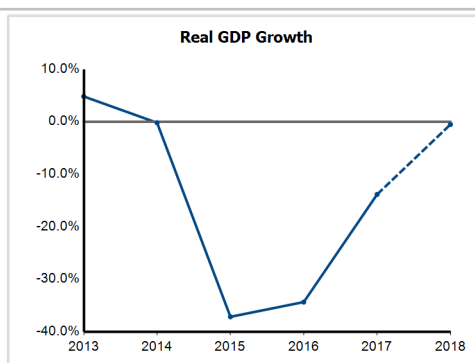
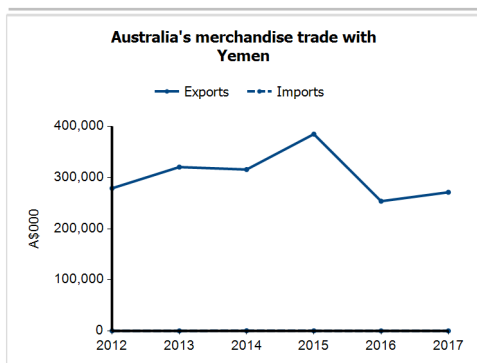
## General information

<b>Capital:</b>	Sana'a
<b>Land area:</b>	527,970 sq km
<b>Official language(s):</b>	Arabic
<b>Population:</b>	30.0 million (2017)
<b>Currency:</b>	Rial

<b>Head of State</b>
President HE Abd Rabbu Mansour Hadi
<b>Head of Government</b>

## Economic indicators (a)

	2013	2014	2015	2016	2017	2018
<b>GDP (US\$b) (current prices)</b>	40.4	43.2	34.6	20.9	16.5	13.8
<b>GDP per capita (US\$)</b>	1,515.9	1,574.2	1,223.4	717.4	550.8	449.1
<b>GDP PPP (Int'l \$b)</b>	102.5	104.1	66.2	44.0	38.6	39.3
<b>GDP per capita PPP (Int'l \$)</b>	3,844.9	3,792.7	2,339.5	1,510.4	1,287.5	1,274.2
<b>Real GDP growth (% change yoy)</b>	4.8	-0.2	-37.1	-34.3	-13.8	-0.5
<b>Current account balance (US\$b)</b>	-1.2	-0.7	-2.2	-1.1	-0.2	-0.9
<b>Current account balance (% GDP)</b>	-3.1	-1.7	-6.5	-5.2	-1.0	-6.5
<b>Inflation (% change yoy)</b>	11.0	8.2	61.4	-20.3	4.9	23.0
<b>Unemployment (% labour force)</b>	14.3	13.5	13.1	13.5	13.8	na



## Australia's trade and investment relationship with Yemen (b)

### Australian merchandise trade with Yemen, 2017 (A\$000)

Exports to Yemen	271,302
Imports from Yemen	20
Total merchandise trade (exports + imports)	271,322

	Total share	Rank	Growth (yoy)
Exports to Yemen	0.1%	47th	6.9%
Imports from Yemen	0.0%	208th	-11.0%
Total merchandise trade (exports + imports)	0.0%	66th	6.9%

### Major Australian exports, 2017 (A\$000)

Wheat	252,120
Milk, cream, whey & yoghurt	11,666
Vegetables, f.c.f.	5,409
Cheese & curd	1,541

### Major Australian imports, 2017 (A\$000)

Coffee & substitutes	19
Rubber tyres, treads & tubes	2

### Australia's trade in services with Yemen, 2017 (A\$m)

Exports of services to Yemen	2
Imports of services from Yemen	0

	Total share	Rank	Growth (yoy)
Exports of services to Yemen	0.0%	148th	100.0%
Imports of services from Yemen	0.0%	..	..

### Australia's investment relationship with Yemen, 2017 (A\$m)

Australia's investment in Yemen	0
Yemen's investment in Australia	0

	Total	FDI
Australia's investment in Yemen	0	0
Yemen's investment in Australia	0	0

## Yemen's global merchandise trade relationships

### Yemen's principal export destinations, 2015

1 Saudi Arabia	32.2%
2 Oman	17.0%
3 Somalia	6.6%
49 Australia	0.0%

### Yemen's principal import sources, 2015

1 United Arab Emirates	11.5%
2 China	10.8%
3 Saudi Arabia	8.6%
6 Australia	5.0%