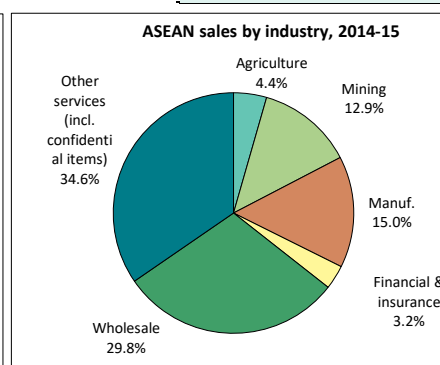
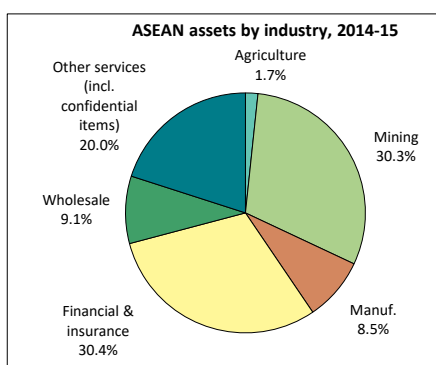
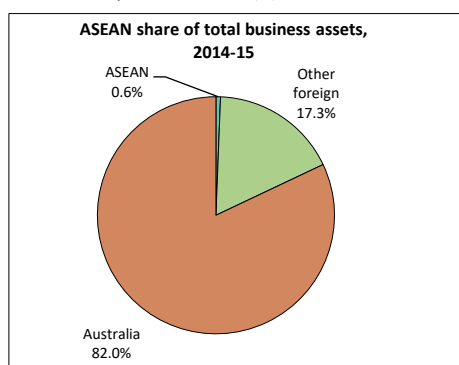




Economic activity of foreign-owned businesses in Australia - ASEAN (UHC) - 2014-15

Key indicators (2014-15)	Unit	ASEAN	Total Foreign	Total Businesses	ASEAN - % share	
					Total Foreign	Total Businesses
Total assets	A\$m	66,419	1,927,737	10,731,149	3.4	0.6
Operating businesses	No.	389	9,946	2,065,391	3.9	0.0
Employment	000's	35.6	966.2	11049.9	3.7	0.3
Sales of goods and services	A\$m	19,384	770,395	3,178,543	2.5	0.6
Operating profit before tax	A\$m	972	49,530	399,286	2.0	0.2
Wages and salaries	A\$m	2,947	67,315	565,953	4.4	0.5
Average wage per employee	A\$	82,770	69,670	51,218
Capital expenditure	A\$m	1,891	43,141	347,419	4.4	0.5
Industry value added (IVA) (a)	A\$m	7,700	221,916	1,068,052	3.5	0.7
IVA per employee (a)	A\$	217,514	240,689	100,391
Return on equity (RoE)	%	9.7	14.5	25.8
Ratio of exports to sales (b)	%	12.3	12.4	10.2



ASEAN-owned businesses by industry (2014-15)	Operating businesses		Sales of goods and services		Capital expenditure	Industry value added
	Total assets	Employ.	Total assets	Employ.	Industry value added	Industry value added
	A\$m	No.	A\$m	000's	A\$m	A\$m
Agriculture, forestry and fishing	1,111	9	861	1.0	28	196
Mining	20,134	16	2,505	3.0	np	1,004
Manufacturing	5,666	32	2,905	4.5	88	713
Electricity, gas, water and waste services	-	-	-	-	-	-
Construction	1,870	30	1,047	1.0	16	388
Wholesale trade	6,030	60	5,780	7.3	100	697
Retail trade	np	12	np	2.0	np	158
Accommodation and food services	1,398	27	1,026	np	85	490
Transport, postal and warehousing	2,018	24	1,314	3.4	140	359
Information media and telecommunications	68	11	19	np	2	np
Financial and insurance services	20,168	43	629	0.2	3	na
Rental, hiring and real estate services	6,521	45	808	0.7	36	161
Professional, scientific and technical services	293	37	399	0.8	3	192
Administrative and support services	317	14	365	0.7	5	61
Public administration and safety	np	np	np	np	np	np
Education and training	21	5	np	0.1	np	np
Health care and social assistance	np	np	-	-	-	-
Arts and recreation services	-	-	-	-	-	-
Other services	np	22	np	np	-	np
Confidential items	806	2	1,725	10.9	1,386	3,280

(a) Excludes financial and insurance services industry. (b) DFAT estimate.

np - not published. na - not available. UHC - Ultimate Holding Company. - nil or rounded to zero.

Source: ABS Cat. No. 5494.0