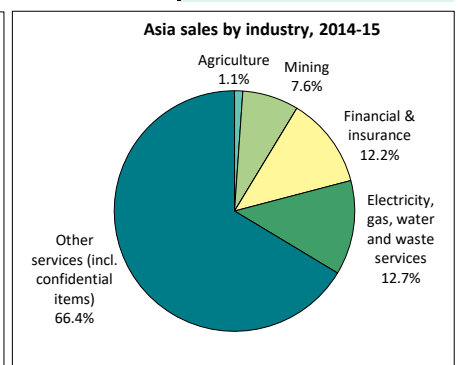
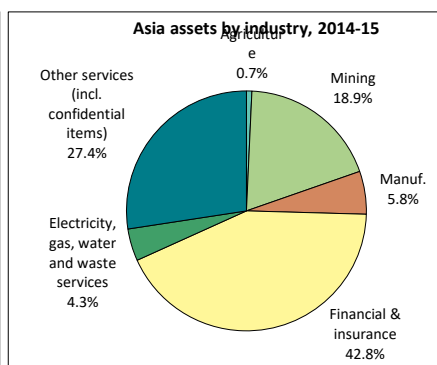
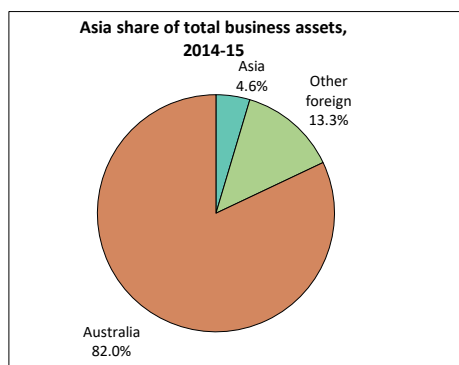




## Economic activity of foreign-owned businesses in Australia - Asia (UHC) - 2014-15

Key indicators (2014-15)	Unit	Asia	Total Foreign	Total Businesses	Asia - % share	
					Total Foreign	Total Businesses
Total assets	A\$m	495,678	1,927,737	10,731,149	25.7	4.6
Operating businesses	No.	1,595	9,946	2,065,391	16.0	0.1
Employment	000's	np	966.2	11,049.9	..	..
Sales of goods and services	A\$m	164,939	770,395	3,178,543	21.4	5.2
Operating profit before tax	A\$m	8,518	49,530	399,286	17.2	2.1
Wages and salaries	A\$m	13,125	67,315	565,953	19.5	2.3
Average wage per employee	A\$	..	69,670	51,218	..	..
Capital expenditure	A\$m	7,711	43,141	347,419	17.9	2.2
Industry value added (IVA) (a)	A\$m	np	221,916	1,068,052	..	..
IVA per employee (a)	A\$	..	240,689	100,391	..	..
Return on equity (RoE)	%	12.6	14.5	25.8	..	..
Ratio of exports to sales (b)	%	..	12.4	10.2	..	..



Asia-owned businesses by industry (2014-15)	Operating businesses		Sales of goods and services		Capital expenditure		Industry value added	
	Total assets	Employ.	Total assets	Employ.	Total assets	Employ.	Total assets	Employ.
	A\$m	No.	A\$m	No.	A\$m	No.	A\$m	No.
Agriculture, forestry and fishing	3,612	30	1,824	1.9	215	1.9	518	1.9
Mining	93,855	139	12,498	8.6	4,244	8.6	4,390	8.6
Manufacturing	28,665	164	np	19.7	452	19.7	np	19.7
Electricity, gas, water and waste services	21,486	16	20,954	5.0	159	5.0	4,707	5.0
Construction	17,936	108	4,291	np	22	np	1,867	np
Wholesale trade	np	313	53,799	np	402	np	np	np
Retail trade	np	34	np	np	np	np	np	np
Accommodation and food services	1,564	44	1,269	3.2	90	3.2	586	3.2
Transport, postal and warehousing	12,280	80	np	np	np	np	2,501	np
Information media and telecommunications	np	29	np	np	7	np	np	np
Financial and insurance services	212,160	206	20,180	11.4	775	11.4	na	11.4
Rental, hiring and real estate services	10,035	134	4,713	2.6	519	2.6	1,690	2.6
Professional, scientific and technical services	13,808	140	9,097	np	76	np	np	np
Administrative and support services	np	36	1,579	np	15	np	np	np
Public administration and safety	338	np	751	np	2	np	np	np
Education and training	22	12	17	1.2	0	1.2	np	1.2
Health care and social assistance	31	6	16	np	0	np	12	np
Arts and recreation services	np	np	np	np	np	np	np	np
Other services	218	96	np	0.8	np	0.8	210	0.8
Confidential items	79,669	8	33,952	np	734	np	np	np

(a) Excludes financial and insurance services industry. (b) DFAT estimate.  
np - not published. na - not available. UHC - Ultimate Holding Company.

Source: ABS Cat. No. 5494.0