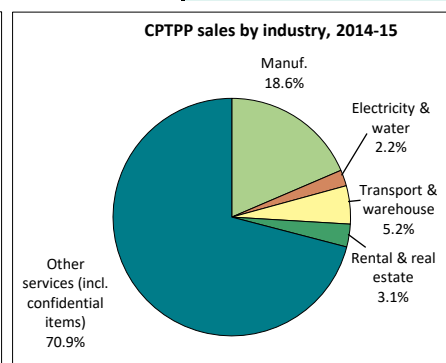
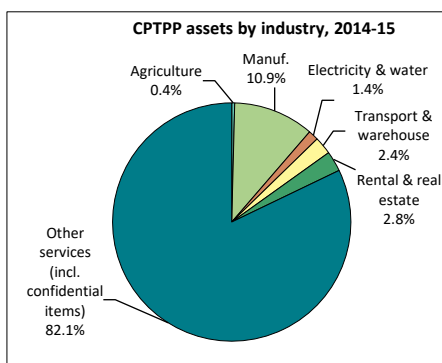
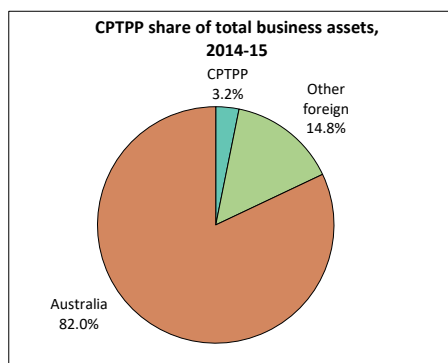




## Economic activity of foreign-owned businesses in Australia - The Comprehensive and Progressive Agreement for Trans-Pacific Partnership (CPTPP) (UHC) - 2014-15

| Key indicators (2014-15)       | Unit  | CPTPP   | Total Foreign | Total Businesses | CPTPP - % share |                  |
|--------------------------------|-------|---------|---------------|------------------|-----------------|------------------|
|                                |       |         |               |                  | Total Foreign   | Total Businesses |
| Total assets                   | A\$m  | 339,697 | 1,927,737     | 10,731,149       | 17.6            | 3.2              |
| Operating businesses           | No.   | 1,602   | 9,946         | 2,065,391        | 16.1            | 0.1              |
| Employment                     | 000's | 172.6   | 966.2         | 11,049.9         | 17.9            | 1.6              |
| Sales of goods and services    | A\$m  | 146,015 | 770,395       | 3,178,543        | 19.0            | 4.6              |
| Operating profit before tax    | A\$m  | 8,525   | 49,530        | 399,286          | 17.2            | 2.1              |
| Wages and salaries             | A\$m  | 13,117  | 67,315        | 565,953          | 19.5            | 2.3              |
| Average wage per employee      | A\$   | 75,994  | 69,670        | 51,218           | ..              | ..               |
| Capital expenditure            | A\$m  | 6,579   | 43,141        | 347,419          | ..              | ..               |
| Industry value added (IVA) (a) | A\$m  | 40,767  | 221,916       | 1,068,052        | 18.4            | 3.8              |
| IVA per employee (a)           | A\$   | 251,495 | 240,689       | 100,391          | ..              | ..               |
| Return on equity (RoE)         | %     | 11.9    | 14.5          | 25.8             | ..              | ..               |
| Ratio of exports to sales (b)  | %     | 12.5    | 12.4          | 10.2             | ..              | ..               |



| CPTPP-owned businesses by industry (2014-15)    | Operating businesses |         | Sales of goods and services |         | Capital expenditure | Industry value added |
|---|----------------------|---------|-----------------------------|---------|---------------------|----------------------|
|   | Total assets         | Employ. | Total assets                | Employ. | Capital expenditure | Industry value added |
|   | A\$m                 | 000's   | A\$m                        | 000's   | A\$m                | A\$m                 |
| Agriculture, forestry and fishing               | 1,357                | np      | np                          | np      | np                  | np                   |
| Mining  | np                   | 97      | 9,379                       | np      | np                  | 3,302                |
| Manufacturing                                   | 37,164               | 208     | 27,097                      | 33.4    | 604                 | 4,862                |
| Electricity, gas, water and waste services      | 4,684                | 15      | 3,190                       | 1.3     | 214                 | 1,088                |
| Construction                                    | np                   | 80      | 7,642                       | np      | 71                  | 2,986                |
| Wholesale trade                                 | np                   | 315     | np                          | np      | np                  | np                   |
| Retail trade                                    | np                   | 63      | np                          | 12.5    | np                  | np                   |
| Accommodation and food services                 | 1,399                | 31      | 1,031                       | np      | 85                  | 492                  |
| Transport, postal and warehousing               | 8,137                | 74      | 7,602                       | 20.5    | 283                 | 1,389                |
| Information media and telecommunications        | np                   | 28      | 482                         | np      | 33                  | np                   |
| Financial and insurance services                | np                   | 168     | 16,293                      | 10.5    | 724                 | na                   |
| Rental, hiring and real estate services         | 9,359                | 99      | 4,534                       | 4.4     | 532                 | 1,679                |
| Professional, scientific and technical services | np                   | 206     | 9,586                       | np      | 81                  | np                   |
| Administrative and support services             | 1,172                | 41      | 911                         | 5.5     | 6                   | np                   |
| Public administration and safety                | np                   | 4       | 155                         | 0.5     | 0                   | 46                   |
| Education and training                          | 39                   | 19      | np                          | np      | 1                   | np                   |
| Health care and social assistance               | 506                  | 12      | 246                         | 1.3     | 43                  | 144                  |
| Arts and recreation services                    | 1,216                | 4       | 694                         | 2.3     | 18                  | 260                  |
| Other services                                  | 245                  | 105     | 710                         | 1.0     | np                  | 236                  |
| Confidential items                              | 274,420              | 0       | 56,465                      | 79.4    | np                  | 24,285               |

(a) Excludes financial and insurance services industry. (b) DFAT estimate.  
np - not published. na - not available. UHC - Ultimate Holding Company.

Source: ABS Cat. No. 5494.0