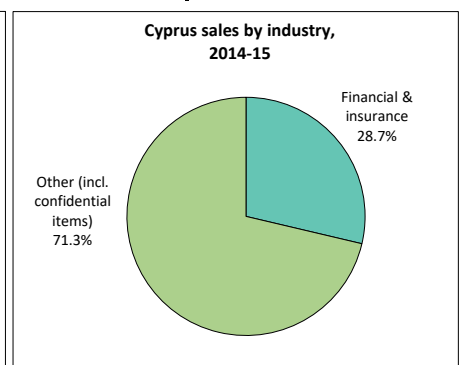
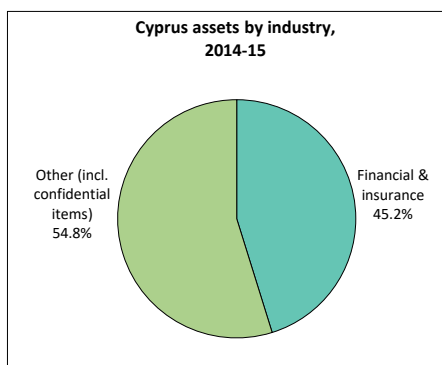
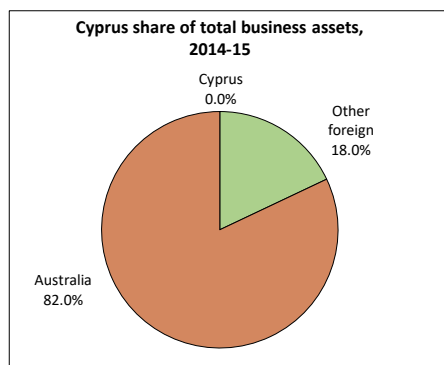




Economic activity of foreign-owned businesses in Australia - Cyprus (UHC) - 2014-15

Key indicators (2014-15)	Unit	Cyprus	Total Foreign	Total Businesses	Cyprus - % share	
					Total Foreign	Total Businesses
Total assets	A\$m	121	1,927,737	10,731,149	0.0	0.0
Operating businesses	No.	15	9,946	2,065,391	0.2	0.0
Employment	000's	0.2	966.2	11049.9	0.0	0.0
Sales of goods and services	A\$m	308	770,395	3,178,543	0.0	0.0
Operating profit before tax	A\$m	6	49,530	399,286	0.0	0.0
Wages and salaries	A\$m	10	67,315	565,953	0.0	0.0
Average wage per employee	A\$	51,500	69,670	51,218
Capital expenditure	A\$m	1	43,141	347,419	0.0	0.0
Industry value added (IVA) (a)	A\$m	14	221,916	1,068,052	0.0	0.0
IVA per employee (a)	A\$	140,000	240,689	100,391
Return on equity (RoE)	%	11.9	14.5	25.8
Ratio of exports to sales (b)	%	62.0	12.4	10.2



Cyprus-owned businesses by industry (2014-15)	Operating businesses		Sales of goods and services		Capital expenditure	Industry value added
	Total assets A\$m	No.	Employ. 000's	A\$m	A\$m	A\$m
Financial and insurance services	55	6	0.1	88	1	na
Confidential items	66	9	0.1	220	0	14

(a) Excludes financial and insurance services industry. (b) DFAT estimate.
np - not published. na - not available. UHC - Ultimate Holding Company.

Source: ABS Cat. No. 5494.0