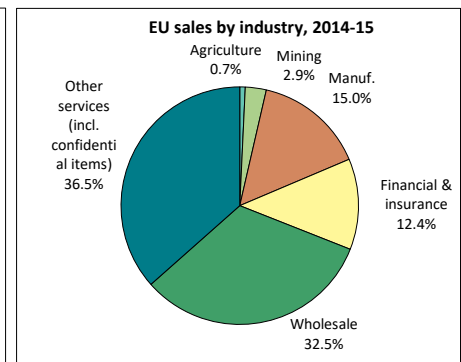
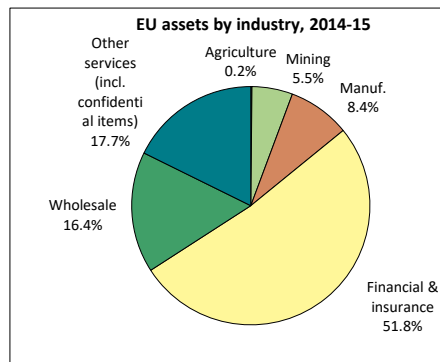
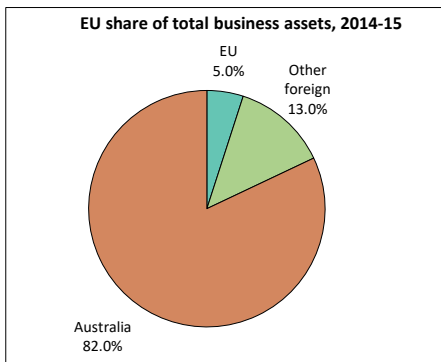




Economic activity of foreign-owned businesses in Australia - European Union 28 (UHC) - 2014-15

Key indicators (2014-15)	Unit	European Union 28	Total Foreign	Total Businesses	EU28 - % share	
					Total Foreign	Total Businesses
Total assets	A\$m	533,971	1,927,737	10,731,149	27.7	5.0
Operating businesses	No.	2,164	9,946	2,065,391	21.8	0.1
Employment	000's	353.5	966.2	11049.9	36.6	3.2
Sales of goods and services	A\$m	268,041	770,395	3,178,543	34.8	8.4
Operating profit before tax	A\$m	15,135	49,530	399,286	30.6	3.8
Wages and salaries	A\$m	23,861	67,315	565,953	35.4	4.2
Average wage per employee	A\$	67,500	69,670	51,218
Capital expenditure	A\$m	9,439	43,141	347,419	21.9	2.7
Industry value added (IVA) (a)	A\$m	66,247	221,916	1,068,052	29.9	6.2
IVA per employee (a)	A\$	194,672	240,689	100,391
Return on equity (RoE)	%	18.5	14.5	25.8
Ratio of exports to sales (b)	%	7.3	12.4	10.2



EU28-owned businesses by industry (2014-15)	Operating businesses		Sales of goods and services		Capital expenditure		Industry value added	
	Total assets	Employ.	Total assets	Employ.	Total assets	Employ.	Total assets	Employ.
	A\$m	No.	A\$m	No.	A\$m	No.	A\$m	No.
Agriculture, forestry and fishing	840	20	1,994	0.6	14	0.6	212	0.6
Mining	29,493	67	7,652	5.0	np	5.0	3,236	5.0
Manufacturing	45,087	261	40,264	50.6	993	50.6	9,665	50.6
Electricity, gas, water and waste services	9,501	24	9,298	6.7	455	6.7	5,184	6.7
Construction	8,984	80	16,924	26.3	36	26.3	4,319	26.3
Wholesale trade	87,625	501	87,046	42.2	761	42.2	11,224	42.2
Retail trade	14,550	81	18,386	20.9	504	20.9	3,901	20.9
Accommodation and food services	2,692	12	6,351	32.2	93	32.2	2,456	32.2
Transport, postal and warehousing	12,560	71	12,226	25.4	1,281	25.4	5,821	25.4
Information media and telecommunications	3,241	66	2,072	10.3	100	10.3	519	10.3
Financial and insurance services	276,376	225	33,149	13.2	1,001	13.2	na	13.2
Rental, hiring and real estate services	12,230	131	9,029	8.0	314	8.0	3,938	8.0
Professional, scientific and technical services	8,655	365	8,597	20.2	106	20.2	4,851	20.2
Administrative and support services	9,795	101	3,949	65.2	26	65.2	3,637	65.2
Public administration and safety	1,015	11	2,015	7.2	np	7.2	415	7.2
Education and training	137	6	70	0.1	np	0.1	43	0.1
Health care and social assistance	np	9	np	np	np	np	np	np
Arts and recreation services	529	12	1,405	4.1	60	4.1	459	4.1
Other services	np	121	np	np	2	np	np	np
Confidential items	10,663	0	7,615	15.3	3,693.1	15.3	6,370	15.3

(a) Excludes financial and insurance services industry. (b) DFAT estimate.
np - not published. na - not available. UHC - Ultimate Holding Company.

Source: ABS Cat. No. 5494.0