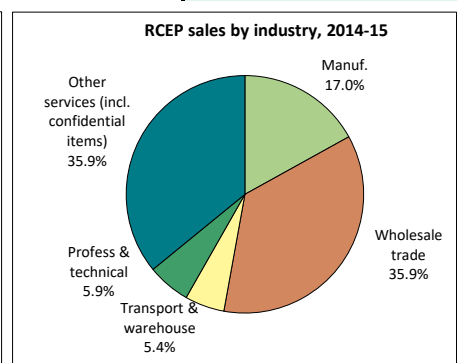
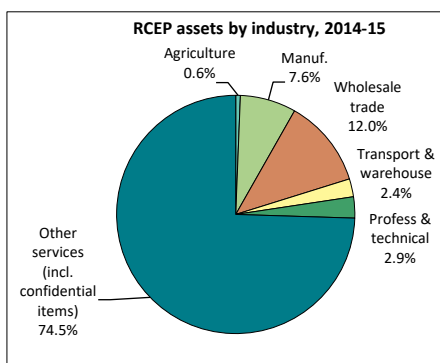
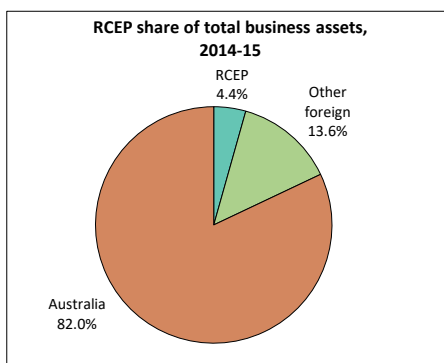




## Economic activity of foreign-owned businesses in Australia - Regional Comprehensive Economic Partnership (RCEP) (UHC) - 2014-15

Key indicators (2014-15)	Unit	RCEP	Total Foreign	Total Businesses	RCEP - % share	
					Total Foreign	Total Businesses
Total assets	A\$m	469,156	1,927,737	10,731,149	24.3	4.4
Operating businesses	No.	1,660	9,946	2,065,391	16.7	0.1
Employment	000's	174.8	966.2	11,049.9	18.1	1.6
Sales of goods and services	A\$m	152,931	770,395	3,178,543	19.9	4.8
Operating profit before tax	A\$m	8,239	49,530	399,286	16.6	2.1
Wages and salaries	A\$m	13,401	67,315	565,953	19.9	2.4
Average wage per employee	A\$	76,667	69,670	51,218	..	..
Capital expenditure	A\$m	np	43,141	347,419	..	..
Industry value added (IVA) (a)	A\$m	41,287	221,916	1,068,052	18.6	3.9
IVA per employee (a)	A\$	236,193	240,689	100,391	..	..
Return on equity (RoE)	%	12.1	14.5	25.8	..	..
Ratio of exports to sales (b)	%	15.3	12.4	10.2	..	..



RCEP-owned businesses by industry (2014-15)	Operating businesses		Sales of goods and services		Capital expenditure	Industry value added
	Total assets A\$m	No.	Employ. 000's	A\$m	A\$m	A\$m
Agriculture, forestry and fishing	2,942	37	np	np	np	np
Mining	np	115	np	np	4,195	4,173
Manufacturing	35,627	207	30.5	25,928	549	np
Electricity, gas, water and waste services	3,233	17	1.6	2,513	82	605
Construction	np	95	np	np	np	np
Wholesale trade	56,125	342	29.5	54,892	404	6,362
Retail trade	np	53	13.2	np	np	1,045
Accommodation and food services	1,412	34	np	1,076	87	513
Transport, postal and warehousing	11,435	84	20.9	8,245	np	1,751
Information media and telecommunications	np	30	np	361	np	np
Financial and insurance services	np	178	np	np	np	na
Rental, hiring and real estate services	9,758	101	np	4,799	507	np
Professional, scientific and technical services	13,485	181	19.0	8,969	np	3,601
Administrative and support services	np	40	4.7	1,174	7	np
Public administration and safety	np	np	np	np	np	np
Education and training	24	17	np	22	np	360
Health care and social assistance	np	np	1.3	135	42	118
Arts and recreation services	1,176	3	2.2	653	18	245
Other services	242	108	1.0	np	5	235
Confidential items	333,697	18	50.9	44,165	np	22,279

(a) Excludes financial and insurance services industry. (b) DFAT estimate.  
np - not published. na - not available. UHC - Ultimate Holding Company.