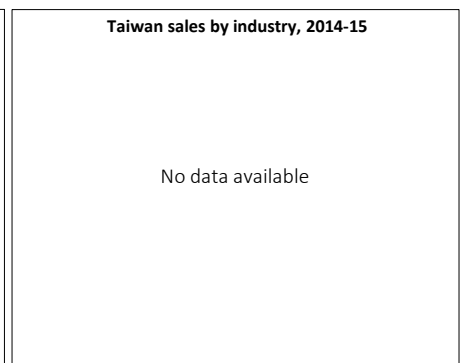
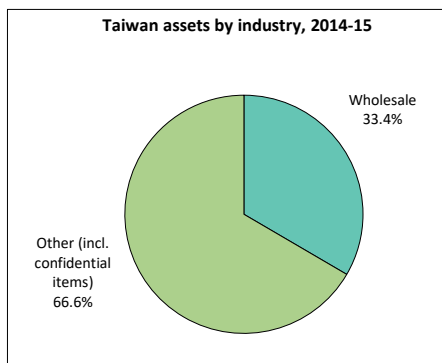
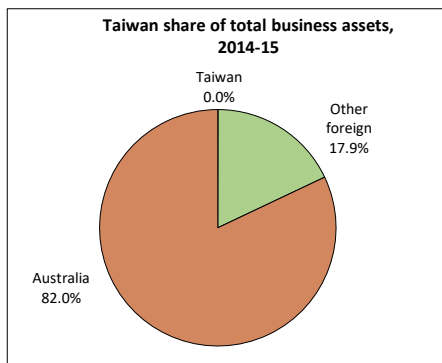




Economic activity of foreign-owned businesses in Australia - Taiwan (UHC) - 2014-15

Key indicators (2014-15)	Unit	Taiwan	Total Foreign	Total Businesses	Taiwan - % share	
					Total Foreign	Total Businesses
Total assets	A\$m	3,632	1,927,737	10,731,149	0.2	0.0
Operating businesses	No.	21	9,946	2,065,391	0.2	0.0
Employment	000's	1.0	966.2	11049.9	0.1	0.0
Sales of goods and services	A\$m	3,338	770,395	3,178,543	0.4	0.1
Operating profit before tax	A\$m	59	49,530	399,286	0.1	0.0
Wages and salaries	A\$m	55	67,315	565,953	0.1	0.0
Average wage per employee	A\$	55,300	69,670	51,218
Capital expenditure	A\$m	np	43,141	347,419
Industry value added (IVA) (a)	A\$m	194	221,916	1,068,052	0.1	0.0
IVA per employee (a)	A\$	193,700	240,689	100,391
Return on equity (RoE)	%	-18.3	14.5	25.8
Ratio of exports to sales (b)	%	5.7	12.4	10.2



Taiwan-owned businesses by industry (2014-15)	Total assets	Operating businesses	Employ.	Sales of goods and services	Capital expenditure	Industry value added
	A\$m	No.	000's	A\$m	A\$m	A\$m
Wholesale trade	1,214	9	0.9	np	2	143
Confidential items	2,419	12	0.1	3,338	np	50

(a) Excludes financial and insurance services industry. (b) DFAT estimate.
np - not published. na - not available. UHC - Ultimate Holding Company.

Source: ABS Cat. No. 5494.0